

Personalized Semantic Annotation Recommendations on Biomedical Content Through an Expanded Socio-Technical Approach

Asim Abbas¹^a, Steve Mbouadeu¹^b, Tahir Hameed²^c and Syed Ahmad Chan Bukhari¹^d

¹*Division of Computer Science, Mathematics and Science St. John's University, Queens NY 11439, U.S.A.*

²*Girard School of Business, Merrimack College, North Andover, Massachusetts, U.S.A.*

Keywords: Annotation Recommendation, BERT, Semantic Annotation Optimization, Biomedical Semantics, Biomedical Content Authoring, Peer-to-Peer, Annotation Ranking, Structured Data.


Abstract: There are huge on-going challenges to timely access of accurate online biomedical content due to exponential growth of unstructured biomedical data. Therefore, semantic annotations are essentially required with the biomedical content in order to improve search engines' context-aware indexing, search efficiency, and precision of the retrieved results. In this study, we propose a personalized semantic annotation recommendations approach to biomedical content through an expanded socio-technical approach. Our layered architecture generates annotations on the users' entered text in the first layer. To optimize the yielded annotations, users can seek help from professional experts by posing specific questions to them. The socio-technical system also connects help seekers (users) to help providers (experts) employing the pre-trained BERT embedding, which matches the profile similarity scores of users and experts at various levels and suggests a run-time compatible match (of the help seeker and the help provider). Our approach overcomes previous systems' limitations as they are predominantly non-collaborative and laborious. While performing experiments, we analyzed the performance enhancements offered by our socio-technical approach in improving the semantic annotations in three scenarios in various contexts. Our results show overall achievement of 89.98% precision, 89.61% recall, and an 89.45% f1-score at the system level. Comparatively speaking, a high accuracy of 90% was achieved with the socio-technical approach whereas the traditional approach could only reach 87% accuracy. Our novel socio-technical approach produces apt annotation recommendations that would definitely be helpful for various secondary uses ranging from context-aware indexing to retrieval accuracy improvements.


1 INTRODUCTION


Efficient practices for accessing biomedical publications are crucial to timely information transfer from the scientific research community to other peer investigators and healthcare practitioners. This explosive growth in the biomedical domain has introduced several access-level challenges for researchers and practitioners. Due to the lack of machine-interpretable metadata (semantic annotations), this valuable information is available in the contents accessible on the web but still opaque to information retrieval and knowledge extraction search engines. Search engines require the metadata to correctly index contents in a context-aware fashion for the pre-


cise search of biomedical literature and to foster secondary activities such as automatic integration for meta-analysis (Bukhari, 2017). Including machine-interpretable semantic annotations in biomedical information at the pre-publication stage (during first drafting) is desirable and will significantly benefit the larger semantic web vision (Warren et al., 2008). However, these processes are complex and require deep technical and/or domain knowledge. Therefore, a state-of-the-art, freely accessible biomedical semantic content authoring framework would be a game-changer.

Semantic Content Authoring is manual and/or semi-automatic composing of textual content with an explicit semantic structure. The main components of the semantic content authoring process are ontologies, annotators, and user interface(UI). Similarly, semantic annotators are designed to facilitate tagging/annotating the related ontology concepts with

^a <https://orcid.org/0000-0001-6374-0397>

^b <https://orcid.org/0000-0002-9137-407X>

^c <https://orcid.org/0000-0002-6824-6803>

^d <https://orcid.org/0000-0002-6517-5261>

pre-defined terminologies in a manual, automatic, or hybrid way (Abbas et al., 2021). As a result, users produce semantically richer content than traditional composing processes, e.g., using a word processor (Abbas et al., 2022). We categorized the current semantic content authoring approaches into two stages such as bottom-up and top-down. In the bottom-up approach, semantic annotations or semantic markup techniques, the textual contents of a document are annotated using a set of ontologies such as Semantic MediaWiki (Laxström and Kanner, 2015), Sweet-Wiki (Buffa et al., 2008), and Linkator (Araujo et al., 2010) are a few examples of bottom-up tools for creating semantic content. The current tools have a few notable shortcomings, though: The first drawback is that it is an offline, non-collaborative, application-centric way of content development. Second, because it was created more than eleven years ago, it is incompatible with the most recent version of MS Word. Likewise, top-down methods were developed to add semantic information to existing ontologies, each ontology being extended or filled using a particular template design. So this method is also known as an ontology population method of content authoring. However, Top-down approaches do not take the non-semantic contents of a given text and uplift their quality by annotating them with the appropriate ontology terms. Instead, it begins with the ontology to use the particular ontology concepts as fillers while authoring content. Examples of top-down approaches are OntoWiki (Auer et al., 2006), OWiki (Iorio et al., 2012), and RDFAuthor (Tramp et al., 2010). The development of a biomedical semantic annotator has received significant support from the scientific community due to the importance of the semantic annotation process in biomedical informatics research and retrieval. The biomedical annotators can be further divided into a) general-purpose annotators for biomedical, which assert to cover all biomedical subdomains, and b) use case-specific annotators for biomedical, which are created for a specific subdomain or to annotate specific entities like genes and mutations in a given text. Whereas the general purpose non-biomedical semantic annotators combine technologies such as NLP (Natural Language Processing), ontologies, semantic similarity algorithms, machine learning (ML) models, and graph manipulation techniques (Jovanović and Bagheri, 2017). Biomedical annotators predominantly use term-to-concept matching with or without machine learning-based methods. Biomedical annotators such as NOBLE Coder (Tseytlin et al., 2016), Neji (Campos et al., 2013), and Open Biomedical Annotator (Shah et al., 2009) use machine learning and annotate text

with an acceptable processing speed. However, they lack a robust capacity for disambiguation or the ability to pick out the right biological concept for a particular text from numerous competing notions. Whereas NCBO Annotator (Jonquet et al., 2009) and MGrep services are pretty slow, RysannMd annotator claims to balance speed and accuracy in the annotation process. However, on the flip side, its knowledge base is limited to particular ontologies available in UMLS (Unified Medical Language System) and does not provide full coverage of all biomedical subdomains (Mbouadeu et al., 2022).

To address the above limitation and problem, we proposed and developed "Semantically Knowledge Cafe" a freely accessible interactive system that enables individuals at different expertise levels in the biomedical domain to collaboratively author biomedical semantic content. Finding the proper semantic annotations in real-time during content authoring is quite challenging because one semantic annotation is frequently available in many biomedical ontologies with various texts or implications. The main research issue is to balance speed and accuracy. Therefore, we proposed a state-of-the-art socio and personalized semantic annotation recommendation approach to develop a biomedical semantic content authoring system that balances the speed and accuracy of available biomedical annotators while involving the original author throughout the process. Additionally, our infrastructure enables users to export their content in various online interoperable formats for hosting and sharing in a decentralized manner. To demonstrate the usefulness of the proposed system, we conduct a set of experiments on biomedical research articles acquired from Pubmed.org (Macleod, 2002). The findings of the proposed system indicate a significant reduction in annotation costs by achieving a higher accuracy compared to the existing approaches used for the same task in the past. Furthermore, our system is unique by applying a novel Socio-technical and personalized approach to develop a biomedical semantic content authoring to enhance the FAIRness (Jonquet et al., 2009) of the published research.

2 PROPOSED APPROACH

In this section, we present an enhanced approach to recommend semantic annotation on biomedical content by developing a web-based free accessible biomedical semantic content authoring system for an individual with a different level of expertise in the biomedical domain. The end user is facilitated with an authoring interface similar to the MS Word editor

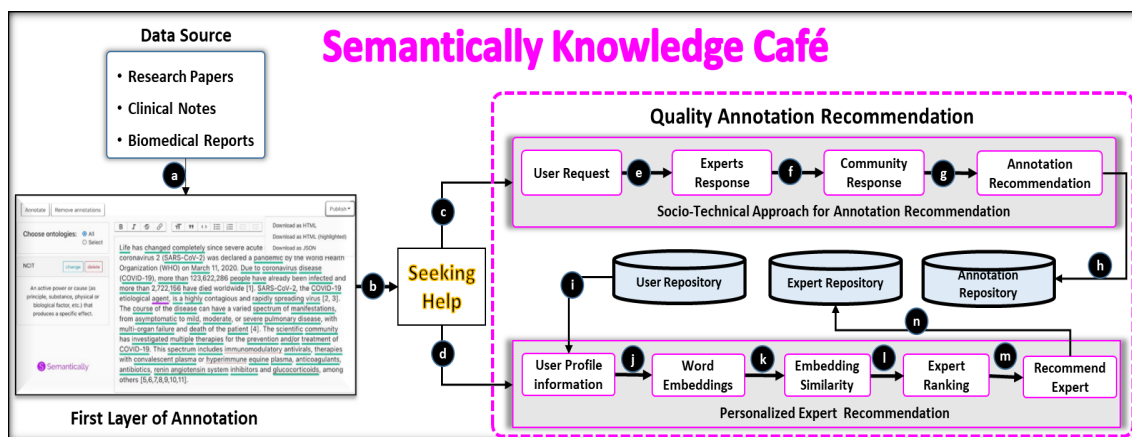


Figure 1: Workflow of Personalized Semantic Annotation recommendations on Biomedical Contents.

to type/write biomedical semantic content such as research papers, clinical notes, and biomedical reports. To fetch the first layer of semantic annotation, we leveraged Biportal (Jonquet et al., 2009) endpoint APIs and automated the configuration process for authors. Henceforth, the annotated biomedical terms are highlighted for the user. Besides, a "Semantically Knowledge Café" social-collaborative environment is proposed to aid authors in getting help from an expert for accurate annotation of a particular term or the entire text. Furthermore, the author is aided in receiving personalized quality annotation recommendations while directly communicating with an expert. The proposed methodology is further distributed in three sections: the first layer of annotations, personalized expert recommendation, and annotation recommendation through the Socio-Technical Approach as shown in Figure.1.

2.1 First Layer Annotation

A biomedical annotator is a crucial component of biomedical content semantic annotation or enrichment (Mbouadeu et al., 2022). These biomedical annotators leverage publicly accessible biomedical ontologies, such as Biportal (Jonquet et al., 2009) and UMLS (Abbas et al., 2019), to assist researchers in the biomedical community in structuring and annotating their data with ontology notions to enhance information retrieval and indexing. However, the semantic annotation and augmentation process is time-consuming and entails expert curators. Therefore, we automate the semantic annotations assignment procedure with our designed solutions. To do that, we used the NCBO Biportal web-service resources (Jonquet et al., 2009) to evaluate the original text and annotate it with the proper biomedical ontology terms. As shown in Figure.1(a), by pressing the "Annotate" but-

ton, users can generate the First layer of annotations without the need for any technical knowledge. In the beginning, authors have two options: pre-existing import content from research papers, clinical notes, and biological reports, or begin typing in the semantic text editor. The user's free text is accepted by our systems, which then feed it into a concept recognition engine as input. The machine follows a string-matching approach to locate pertinent acronyms, definitions, ontologies, and hyperlinks for specific terminologies that best fit based on the context. This semantic information is displayed in our system's annotation panel for human interpretation and understanding. Meanwhile, authors can modify the generated semantic information dependent on their knowledge and experience. For instance, they can choose an appropriate ontology from the list, pick relevant acronyms, remove semantic information, annotate for explicit terminology, etc. While more experienced users may use complex features to regulate the semantic annotation and authoring process competently, individuals with a technical background can easily use a simplified interface.

2.2 Personalized Expert Recommendation

In the proposed study, the author can obtain personalized semantic annotation recommendations by either posting questions in the semantic content authoring environment or by a system that can make recommendations automatically see Figure.1(b). We used a profile similarity-based method to match the authors with experts Figure.1(c). A pre-trained BERT (Bidirectional Encoder Decoder Transformer) (Devlin et al., 2018) NLP deep learning model is utilized to generate contextual word embeddings of the author profile and expert E_i profile. So far, various algorithms

have been used by the NLP research community for text similarity matching, such as cosine similarity, Euclidian distance, and Jaccard similarity (Han et al., 2006). We utilized the cosine similarity index between author and expert E_i contextual word embedding in the proposed approach. We chose the top five experts E_i to the author of a similar profile. Thereafter, each of the top five recommended experts' E_i previously available profile scores is catered from the expert repository. The product of the profile similarity score and the expert's previously available score is calculated to find a weighted score for each top-selected expert E_i . Finally, as shown in Figure.1(d), we used a filter to rank and recommend the expert E_i with the highest weighted score among the top five. Hereafter an author set up personalized communication with the recommended expert for semantic annotation suggestions. In the below section, a detailed process of expert recommendation is presented.

2.3 Personalized Expert Recommendation Scenario

This section illustrates a case study of expert, personalized recommendations to the author in a semantic optimization environment. We have designed a web-based interface called "Semantically Knowledge Cafe" for an author to search and communicate with an optimal expert for a precise and quality semantic annotation recommendation. Initially, an author can pose questions manually to seek help from the community domain expert. As shown in Figure.1(i), our system stores author profile information and other users' U_i profile information in the users' repository. This profile information is collected during first-time registration, consisting of research interest, qualification, profession, organization and experience in an unstructured format. First, the BERT model is used to generate a contextual word embedding of author and user U_i profile text (see Figure.1(j)). Then, as shown in Figure.1(k), a cosine similarity index is used to determine the contextual profile similarity between the author and user U_i . As Equ.1 is presented, the cosine similarity mathematical representation.

$$\psi = \text{similarity}(a, u) = \cos(\theta) = \frac{\vec{a} \cdot \vec{u}}{\|\vec{a}\| \|\vec{u}\|} \quad (1)$$

Where, $\cos \theta$ represent the angle between author and users U_i embedding vectors, whereas \vec{a} represent the author embedding vectors and \vec{u} denoted the User U_i embedding vectors.

After all identifying the similarity score between author and other users U_i profile, the users U_i profile

is sorted in descending order based on obtained similarity. Finally the top high profile similarity score expert E_i is selected Figure.1(i). As discussed above during first time registration we filled the questionnaire from the users U_i related to their profession, qualification, experience and research interest. Each section of the questionnaire consists of subsections as shown in the scoring table Table.1, where a suitable score is randomly assigned to each category. Finally we recorded the average mean subsequently filling the questionnaire as shown in Equ.2. Where X_i is the score of each category in a scoring table and N is the sum of all category scores. After all, the final mean score stored into the repository named as initial profile scoring.

$$\text{Mean}_{\text{Score}} = \mu = \left(\sum_{i=0}^n X_i \right) / N \quad (2)$$

Subsequently profile similarity, a weighted score is calculated for each top five selected expert E_i as shown in Equ.3. Whereas weighted score is the product of mean average score (μ) and user profile similarity score (ψ) as shown in Equ.3

$$\text{Weighted}_{\text{score}} = \phi_i = \mu_i * \psi_i \quad (3)$$

Where, ϕ_i represents the weighted score of an expert E_i and μ_i is the mean score calculated during first time registration from a questionnaire and ψ_i is the each top five user profile similarity score. Afterward the experts are sorted in the ascending order and filter is applied to choose only top weighted score among. Finally the top weighted score expert is recommended to the author for a personalized recommendation and communication.

2.4 Proficient Annotation Recommendation

Succeeding in obtaining initial/base level semantic annotation, "Semantically Knowledge Cafe" provides an out-of-the box socio-technical environment where the author is allowed to communicate and get recommendation from peer review for a correct and high quality annotation. The proposed approach is evaluated while taking three types of scenario as shown in Table.2. Following these scenarios we collected the features as shown in Table.3, then applied a statistical approach to rank and recommend the correct annotation to the author. The environment is called "Semantically Knowledge Cafe" where the author can post their query, peers or domain expert can reply for the author post with some self confidence score, other

Table 1: Preliminary Users Profile Scoring Table.

Scoring Table											
Research Interest			Qualification			Profession			Experience		
Semantic Web	DL /ML	NLP	Bachelor	Master	PhD	Develo- per	Resear- cher	Profe- ssor	1-2	3-5	>5
5	5	5	3	4	5	4	4	5	3	4	5

community users can credit the expert reply by up-vote and down-vote in a collaborative mode. Finally the author receives the notification for their post with recommended annotation. Meanwhile the author is allowed to accept the recommended annotation or reject the recommendation and the ultimate results are stored in the database. In this section we have presented the statistical process of the annotation recommendation as shown in Figure.2.

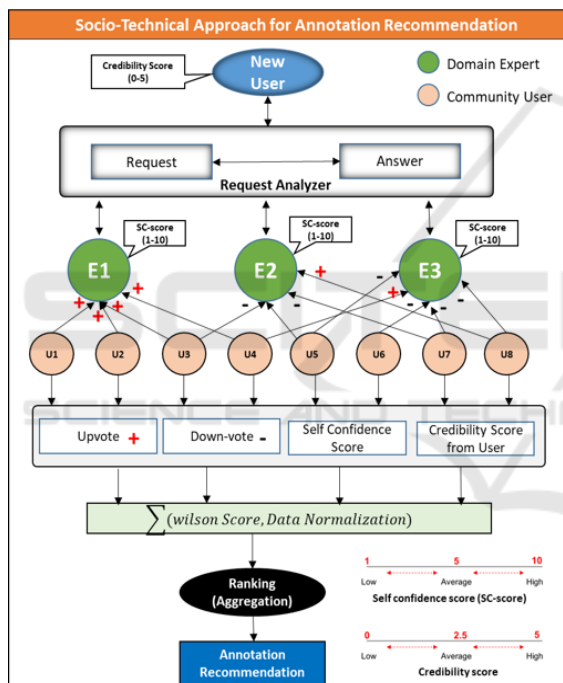


Figure 2: Socio-technical annotation recommendation evaluation process.

In Table.2 we have listed three different scenarios to evaluate the proposed socio-technical annotation optimization approach. These scenarios are related to the query regarding semantic annotation for medical content. In addition to scrutinizing the existing question answering platform such as Stackoverflow, such kind of scenarios or query can be found. An example is presented for a Scenario:1 below:
Suppose the author is required to find correct ontology annotations from experts for the biomedical term “Coronary artery disease”. The “Semantically Knowledge Cafe” provides an interface where user

can put their query.

For Example:

“Which ontology should I use for ”Coronary artery disease”?

Following submission of the aforementioned query, it appeared as a new post on the “Semantically Knowledge Cafe” forum for expert E_i responses where $E_i = e_1, e_2, e_3, \dots, e_n$. Similarly, the “Semantically Knowledge Cafe” provides an interface to the expert E_i to smooth the response process, allowing an expert to describe the suggested annotation, provide a self-confidence score for their recommendation, and easily search for a correct ontology using the NCBO ontology tree widget tool. When the expert E_i responds to the author’s post for Scenario 1, other community users $U_i = u_1, u_2, u_3, \dots, u_n$ respond with an upvote as +V and a downvote as -V, to the expert reply as shown in Figure.2. A statistical measure is taken for expert self-confidence score, upvote +V and downvote -V, and credibility score from the author by applying the Wilson formula and data normalization process as shown in Figure.2. Finally, an optimal recommendation of annotation is generated for the author.

2.5 Semantically Recommendation Features(SR-FS)

Finding an optimal and quality annotation recommendation, we have addressed several features in the proposed socio-technical approach as shown in Table.3. These features are generated by and collected from the community users, who actively participated in the socio-technical environment. We presented features such as upvote (+V), downvote (-V), expert confidence score, and author credibility score as accepting or rejecting in the following way.

2.5.1 Upvote and Downvote (SR-f1)

In the social network environment, upvotes +V and downvotes -V plays a crucial role, whereas +V indicates the usefulness or quality of a response or answer while -V points to irrelevance or low quality. This feature measures the quality of domain expert response to the post for suggesting annotation by achieving high numbers of up-votes and low numbers of down-

Table 2: Semantically Annotation Recommendation Scenarios.

Scenario. No	Scenario Description
Scenario: 1	Which Ontology should I use?
Scenario: 2	What is the suitable ontology vocabulary?
Scenario: 3	Does this Ontology best describe this terminology?

Table 3: Semantically Recommendation Features(SR-f) Descriptions.

Features. No	Features Name	Feature Descriptions
SR.f1	Upvotes(+) and Downvotes(-)	Up-votes and down-votes from community users.
SR.f2	Self Confidence Score	Score from expert for their response to post.
SR.f3	Credibility Score from Author	Credibility score from the author to expert annotation recommendation.

votes. Wilson’s formula takes these feature score confidence intervals and applies them to a Bernoulli parameter (see Equ.4) to determine the expert-suggested annotation quality score.

$$Wilson_{score} = \left(\hat{p} + \frac{Z_{\alpha/2}^2}{2n} \pm Z_{\alpha/2} \sqrt{\left[\frac{\hat{p}(1-\hat{p}) + Z_{\alpha/2}^2/4n}{n} \right] / \left(1 + Z_{\alpha/2}^2/n \right)} \right) \quad (4)$$

Where,

$$\hat{p} = \left(\sum_{n=1}^N +V \right) / (n) \quad (5)$$

$$n = \sum_{i=0}^N \sum_{j=0}^M (+V_i, -V_j) \quad (6)$$

and, $z_{\frac{\alpha}{2}}$ is the $\left(1 - \frac{\alpha}{2} \right)$ quantile of the standard normal distribution (7)

In Equ.4. \hat{p} is the sum of upvotes (+V) of a community user’s U_i to the Expert E_i response for a post from an author for correct annotation divided by overall votes (+V,-V). Likewise, n is the sum of the number of upvotes and downvotes (+V,-V), and α is the confidence refers to the statistical confidence level: pick 0.95 to have a 95% chance that our lower bound is correct. However, the z-score in this function never changes.

2.5.2 Self Confidence Score (SR-f2)

In Psychology, self-confidence refers to an individual’s trust in their abilities, capacities, and judgments that they can successfully make. In the proposed approach, we allow the Expert to give a confidence score

for their decision-making for an annotation recommendation. As shown in Figure.3, experts can rate how they feel about recommended annotations by assigning a self-confidence score between 1 and 10. Use a number between 1 and 10 to accurately describe the expert confidence response. For example, if an expert feels slightly above average for their recommendation, rate them a six score, but if an expert feels more confident, rate them an eight score.

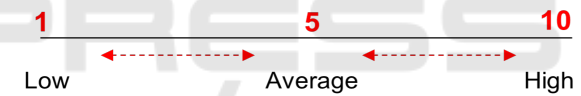


Figure 3: Self Confidence Score Selection Level.

All the features (SR-f1, SR-f2, and SR-f3) are equally contributed and deeply correlated with each other for the final annotation recommendation. Though the final output of SR-f1 is between 0 and 1, we normalize the self-confidence score (SR-f2) between 0 and 1 using Equ.8 to keep the process consistent and feature dependent.

$$z_i = (x_i - \min(x)) / (\max(x) - \min(x)) * Q \quad (8)$$

Where, z_i is the i^{th} normalized value in the dataset. Where x_i is the i^{th} value in the dataset, e.g., the user confidence score. Similarly, $\min(x)$ is the minimum value in the dataset, e.g the minimum value between 1 and 10 is 1, so the $\min(x)=1$ and $\max(x)$ is the maximum value in the dataset, e.g the maximum value between 1 and 10 is 10, so the $\max(x)=10$. Finally, Q is the maximum number wanted for a normalized data value, e.g. we normalized the confidence score between 0 and 1, and the maximum value between 0 and 1 for Q is 1.

2.5.3 Credibility Score from an Author (SR-f3)

Credibility is deemed to be the quality of being believed or accepted as true and accurate. As an attribute, credibility is crucial because it helps to influence domain expert knowledge, experience, and profile. Therefore if a domain expert profile is not credible, others are less likely to believe what is being said or recommended. Subsequently, annotation recommendations are received by the author from an expert, the author is allowed to either accept or reject the recommended annotation with some credibility score between 0 and 5 as shown in Figure.4. Whenever an author agrees with the recommended annotation, a credibility score between 2 and 5 is added to the expert or help provider profile by the author. Also to prevent repetitive questions on the "Semantically Knowledge Cafe" forum, the author's credit score effectively adds value to automatic annotation recommendations to other community users for relevant questions or terminologies. As discussed in the above section SR-f2, all the features (SR-f1,SR-f2 and SR-f3) are equally contributed and deeply correlated with each other for final annotation recommendation. Therefore, we apply Equ.8 on SR-f3, to transform values between 0 and 1.

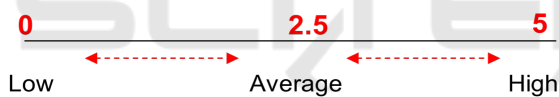


Figure 4: Credibility Score from an Author Selection Level.

Finally, Equ.9 is used to compute and aggregate the SR-FS (Semantically Ranking Feature Score) for each expert's E_i recommended annotations.

$$Sr - Fs = \sum_{j=1}^m \sum_{i=1}^n \sum_{k=0}^p (F_j, E_i, A_k) \quad (9)$$

$$final - score = argmax[\sum_{i=1}^N (Sr - Fs)] \quad (10)$$

Where F_j is feature score for Expert E_i and Annotation A_k . The final decision or ranking happens based on maximum feature scoring gained by the Expert E_i response to the author's post or query see Equ.10.

2.6 Annotation Recommendation Experimental Environment

As shown in Figure.5, we have designed three peculiar studies to evaluate the proposed socio-technical approach for annotation recommendation. To do that,

we process individual levels of features (SR-f1, SR-f2, and SR-f3) for ranking annotations. In this section, we presented an experimental practices environment for Scenarios in Table.2 by evaluating features statistically.

As shown in the Figure.5. An author posted a query on a "Semantically Knowledge Cafe" forum such as "Which Ontology should I use for medical content 'Coronary artery disease?'. As a result, an author receives reply for their post from a domain expert E_i presented as "Reply-post" and suggests the correct annotation for a required biomedical content as "Social Annotation". In the study, four experts participated, and each Expert suggested the annotation as ("NCIT", "MESH", "ADO" and "LPRO"). Meanwhile expert E_i also provides a self confidence score of (4,7,3 and 2) as "Expert Confidence Level" between 1 and 10 for the suggested annotation. Now community users U_i are allowed to give their feedback in the form of upvotes (10,15,4,5) and downvotes (2,3,8,11) to the Expert recommended annotation, and finally, a sum of upvotes and downvotes is calculated as "Total Votes". Similarly, whenever the user accept suggested annotation from experts E_i , a credibility score of (1,4,1,1) is gain by the experts E_i . As previously discussed in section E(1), a statistical approach Wilson score see Equ.4 is applied on upvotes and downvotes for expert E_i to calculate final estimation as (0.552,0.608, 0.138 and 0.142). Likewise, a data normalization formula sees Equ.8 is employed on the Expert confidence score and author credibility score to downstream the value between 0 and 1. Consequently a mean $\hat{x} = \frac{1}{N} \sum_{i=0}^N x_i$ applied on Wilson score, normalize self confidence and author credibility score of expert E_i suggested annotation as "Aggregate score" of (0.295, 0.675,0.12 and 0.084). Finally $argmax(x_i)$ function is applied on the aggregate score to obtain the maximum score earned by the expert E_i annotation which is (0.675). So that eventually, the highly proficient and ranking annotation is recommended to the author as "Mesh" and "Reply-post=2" for the biomedical content "Coronary artery disease". The same process is applied for another biomedical content "burst of atrial fibrillation" but the scenario or query can be changed.

3 Experiments

3.1 Datasets

In the evaluation, a total of 30 persons took part in the proposed methodology. We recruited people by making a social media call asking them to partici-

Which Ontology Should I Used?													
Medical Content	Reply_post	Social Annotation	Up Votes	Down Votes	Total Votes	Wilson scoring	Expert Confidence Level	Normalize confidence Score	Credibility Score	Normalize Credibility score	Aggregate (wilson , Confidence and Credibility score)	Final Score	Final Recommendation
Coronary artery disease	1	NCIT	10	2	12	0.552	4	0.333	1	0	0.295	0.675	Reply_Post =2
	2	MESH	15	3	18	0.608	7	0.667	4	0.75	0.675		
	3	ADO	4	8	12	0.138	3	0.222	1	0	0.12		
	4	LIPRO	5	11	16	0.142	2	0.111	1	0	0.084		
burst of atrial fibrillation	1	MS	20	5	25	0.609	5	0.444	5	1	0.684	0.684	Reply_Post =1
	2	CPTAC	10	2	12	0.552	4	0.333	4	0.75	0.545		
	3	NCIT	16	3	19	0.625	2	0.111	1	0	0.245		

Figure 5: A statistical evaluation representation of Annotation Recommendation.

pate in the study. We classify participants as primarily graduate-level students with computer and biological sciences backgrounds. In addition, we randomly assigned individuals a batch of 30 papers from PubMed.org(Macleod, 2002). We provided a user manual of systems along with a pre-recorded video about system usage. We asked each participant to create a query on "Semantically Knowledge Cafe" about the biomedical content annotation they like to ask for help from an Expert. Collectively, our participants post 140 questions to the system. All the participants have also recorded confidence scores between 0 and 1 from the suggestions they received as a satisfaction score.

3.2 Results and Analysis

The effectiveness and performance of the suggested system or approach are often assessed using four indexes Precision, Recall, f1-Score, and Accuracy. Since recall counts the number of valid examples in the targeted class of instances, precision counts the number of valid instances in the set of all retrieved instances. Similar to the modified f1-score, it is the harmonic mean of precision and recall, where accuracy is the proportion of true positives and true negatives to all positive and negative observations. The following formulae can be used to calculate the measurements:

$$Precision = \frac{TP}{TP + FP} \quad (11)$$

$$Recall = \frac{TP}{TP + FN} \quad (12)$$

$$f1 - score = 2 * \frac{Precision * Recall}{Precision + Recall} \quad (13)$$

$$Accuracy = \frac{TP + TN}{TP + FN + TN + FP} \quad (14)$$

3.2.1 Users of Similar Profile

As mentioned above, thirty users actively participated in the proposed methodology evaluation. Initially,

we received user profile information about the user's background, knowledge, and experience in a particular domain. A word embedding similarity approach is employed to identify similar users that help in expert recommendations with equivalent knowledge and experience in a specific field. A BERT (Bidirectional Encoder Representation of Transformer) an NLP model is utilized to generate the user profile embeddings. A cosine similarity algorithm is used to find the embedding similarity score between users. It has been analyzed all the user's profiles are at least 50% similar to one another. The lowest similarity between user profiles is found 0.51 (51%), the highest similarity is 0.98 (98%), and the average users lie in the range of 0.60 (60%) and 0.80 (80%) as shown in Figure.6.

3.2.2 Inter Annotator Agreement(IAA)

In the socio-technical approach, when the author received recommended annotations from a community expert through "Semantically Knowledge Cafe", we also evaluated these annotations from domain experts employing the IAA (Inter Annotator Agreement) approach.

The Inter-Annotator Agreement (IAA), a measure of how well multiple annotators can make the same annotation decision for a certain category. It is a vital part of both the validation and reproducibility of annotation results. There were three domain expert participated to evaluate the socio-technical generated semantic annotations. We take two measurement into account for evaluation purpose: i) Cohen's Kappa and ii) Fleiss' Kappa. In this way Cohen's(κ) is the measures of agreement between two annotators annotating each instance into mutually exclusive categories. Whereas Fleiss(κ) is the measurement, where the number of annotator can be more than two.

Where, In Equ.15 p_o is the relative observed agreement among annotators(similar to the accuracy), and p_e is the hypothetical probability of chance agreement. To interpret Cohen's kappa results, refer the following study (Landis and Koch, 1977). However, if the annotators are in complete agreement then $\kappa = 1$ and perfect agreement. If there is no agreement

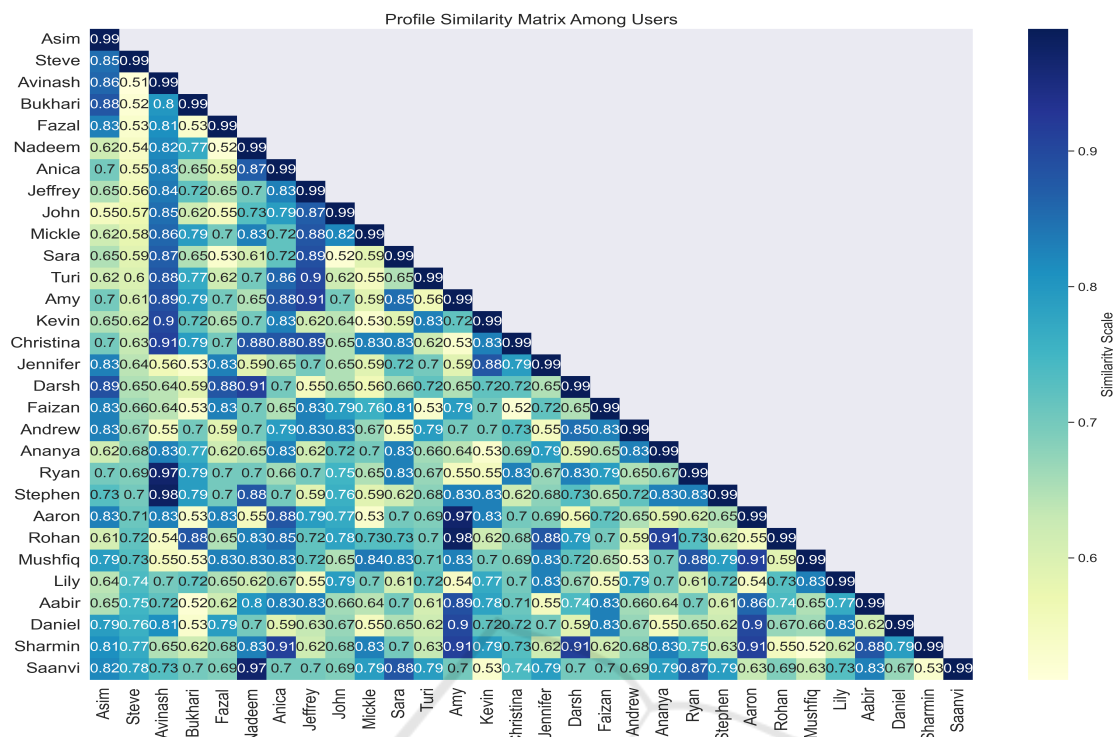


Figure 6: User’s Having Similar Profile by Employ BERT based Embedding Similarity score.

Table 4: Inter Annotator Agreement(IAA) Results Among Domain Experts.

	% of Agreement			Cohen’s and Fleiss Kappa Value		
	Expert1	Expert2	Expert3	IAA between two Expert	Cohen’s(κ)	Fleiss(κ)
Expert1		95.56%	95.3%	Expert1, Expert2	0.88	0.88
Expert2	95.56%		95.04%	Expert1, Expert3	0.87	
Expert3	95.3%	95.04%		Expert2, Expert3	0.87	

among the annotators then $\kappa \leq 0$ or slight agreement as shown in the Table.4. As per guidelines in the study (Landis and Koch, 1977), we obtained almost perfect agreement among three domain expert(Annotators) for our proposed socio-technical approach where all agreement value is placed more than 90%. Similarly perfect Cohen’s and Fleiss kappa value of more than 85% is gain by domain experts for socio-technical annotation recommendation as shown in Table.4.

$$\text{kappa}(\kappa) = \frac{P_o - P_e}{1 - P_e} \quad (15)$$

3.2.3 System Level Performance

The outcomes of the scenario-level calculations are averaged to get a system-level performance. For each case, we first discover the findings at the document level. We then average the outcomes at the system level after combining the findings at the scenario level.

After gathering the results for each scenario, a professor-level domain expert from the academic community is engaged to manually assess these outcomes using their expertise. Then, to determine the system’s effectiveness, we manually compare the outcomes of domain experts to those of the socio-technical approach and use precision, recall, and f1-score. As a result, the system has demonstrated a nearly identical performance of 90% for an annotation recommendation in a socio-technical setting, as illustrated in Figure.7. Additionally, we use both a non-sociotechnical and a socio-technical approach to measure the system’s performance utilizing Equ.14. Since it was founded, high accuracy is gained after a socio-technical approach, as shown in Figure.8. A document’s level of accuracy is identified without a socio-technical approach and with a socio-technical approach process. The Figure.8 shows the number of 30 documents processed on the X-axis, while the Y-axis on the left and right, respectively, show the accuracy levels with and without socio-technical ap-

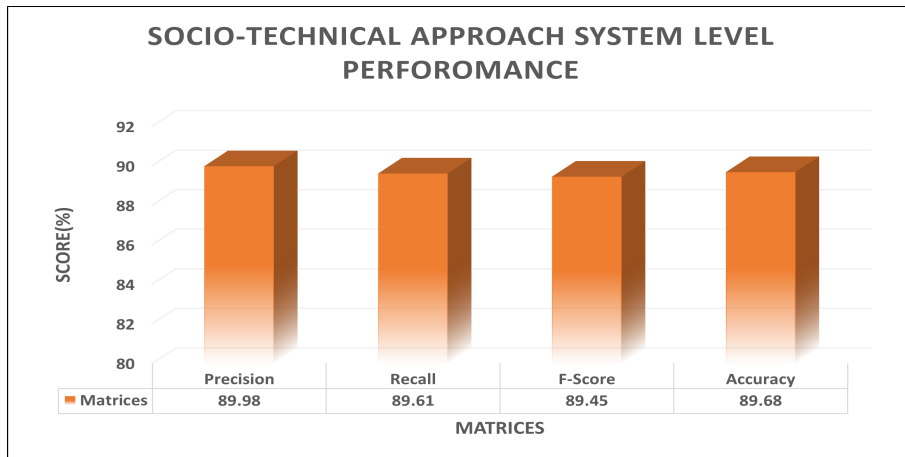


Figure 7: Presented the System Level Performance of a Socio-technical approach.

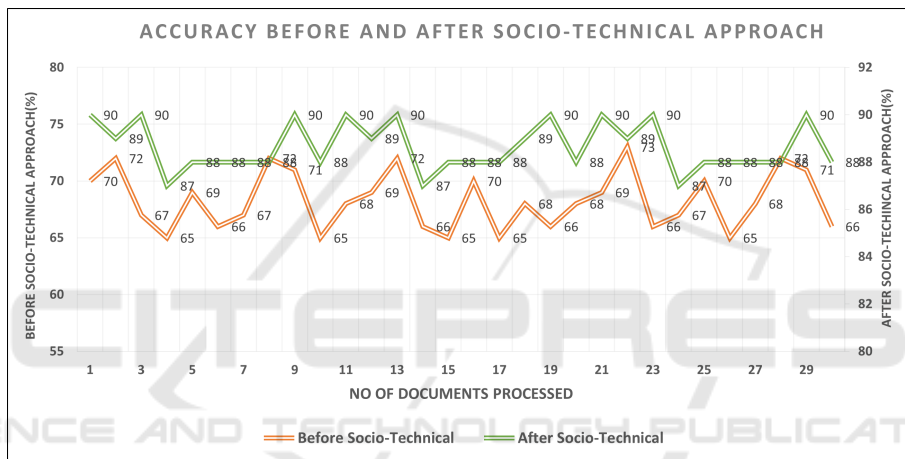


Figure 8: Presented the Accuracy of the system without and with Socio-technical approach.

proaches. As a result, analyzing a system’s findings with a socio-technical approach is more effective than it is without a socio-technical at the document level. Nine documents achieved an accuracy of 90%, three documents achieved an accuracy of 87%, and a maximum of documents achieved an accuracy of between 87% and 90% using a socio-technical method see Figure.8. Similarly, high accuracy of 73% is yielded by a single document and low accuracy of 65% is gained by five documents and the maximum number of documents gained accuracy in the range of 65% to 73% with a socio-technical approach. Overall the proposed socio-technical approach remains the winner by obtaining high precision of 89.98%, recall 89.61%, and f1-score 89.45%.

4 CONCLUSIONS

This work aims to develop a publicly available system that allows users with various levels of biomedical expertise to produce correct semantic annotation for a biomedical content. To balance speed and accuracy, we present a hybridized approach for semantic annotation optimization method to create correct biomedical semantic content by involving the original author throughout the process. We utilized Bioprtal end-point web services to cater initial level semantic information and automate the configuration process for the authors. Similarly, "Semantically Knowledge Cafe" is designed where the author can communicate to the experts similar to their profile and get personalized semantic annotation recommendations. A pre-trained NLP Model BERT is utilized to recommend a proficient expert to the author based on the similar profile employed contextual word embed-

dings similarity approach. Similarly, "Semantically Knowledge Cafe" is created so that authors may publish their queries and receive appropriate annotation recommendations. While peers or domain experts review the author's post, other community members can appreciate the expert reply by up- and down-voting in a collaborative way. Finally, the author receives the notification for their post with recommended annotation. The author can accept the recommended annotation or reject the recommendation, and the final findings are recorded in the database. The semantically system is available at <https://gosemantically.com>

ACKNOWLEDGEMENTS

This work is supported by the National Science Foundation grant ID: 2101350.

REFERENCES

- Abbas, A., Afzal, M., Hussain, J., Ali, T., Bilal, H. S. M., Lee, S., and Jeon, S. (2021). Clinical concept extraction with lexical semantics to support automatic annotation. *International Journal of Environmental Research and Public Health*, 18(20):10564.
- Abbas, A., Afzal, M., Hussain, J., and Lee, S. (2019). Meaningful information extraction from unstructured clinical documents. *Proc. Asia Pac. Adv. Netw.*, 48:42–47.
- Abbas, A., Mbouadeu, S. F., Keshtkar, F., DeBello, J., and Bukhari, S. A. C. (2022). Biomedical scholarly article editing and sharing using holistic semantic uplifting approach. In *The International FLAIRS Conference Proceedings*, volume 35.
- Araujo, S., Houben, G.-J., and Schwabe, D. (2010). Linkator: Enriching web pages by automatically adding dereferenceable semantic annotations. In *International Conference on Web Engineering*, pages 355–369. Springer.
- Auer, S., Dietzold, S., and Riechert, T. (2006). Ontowiki—a tool for social, semantic collaboration. In *International Semantic Web Conference*, pages 736–749. Springer.
- Buffa, M., Gandon, F., Ereteu, G., Sander, P., and Faron, C. (2008). Sweetwiki: A semantic wiki. *Journal of Web Semantics*, 6(1):84–97.
- Bukhari, S. A. C. (2017). *Semantic enrichment and similarity approximation for biomedical sequence images*. PhD thesis, University of New Brunswick (Canada).
- Campos, D., Matos, S., and Oliveira, J. L. (2013). A modular framework for biomedical concept recognition. *BMC bioinformatics*, 14(1):1–21.
- Devlin, J., Chang, M.-W., Lee, K., and Toutanova, K. (2018). Bert: Pre-training of deep bidirectional transformers for language understanding. *arXiv preprint arXiv:1810.04805*.
- Han, J., Kamber, M., and Pei, J. (2006). Data mining: concepts and techniques morgan kaufmann. *San Francisco*.
- Iorio, A. D., Musetti, A., Peroni, S., and Vitali, F. (2012). Owiki: enabling an ontology-led creation of semantic data. In *Human-Computer Systems Interaction: Backgrounds and Applications 2*, pages 359–374. Springer.
- Jonquet, C., Shah, N., Youn, C., Callendar, C., Storey, M.-A., and Musen, M. (2009). Ncbo annotator: semantic annotation of biomedical data. In *International Semantic Web Conference, Poster and Demo session*, volume 110. Washington DC, USA.
- Jovanović, J. and Bagheri, E. (2017). Semantic annotation in biomedicine: the current landscape. *Journal of biomedical semantics*, 8(1):1–18.
- Landis, J. R. and Koch, G. G. (1977). The measurement of observer agreement for categorical data. *biometrics*, pages 159–174.
- Laxström, N. and Kanner, A. (2015). Multilingual semantic mediawiki for finno-ugric dictionaries. In *Septentrio Conference Series*, volume 2, pages 75–86.
- Macleod, M. (2002). Pubmed: <http://www.pubmed.org>. *Journal of Neurology, Neurosurgery & Psychiatry*, 73(6):746–746.
- Mbouadeu, S. F., Abbas, A., Ahmed, F., Keshtkar, F., De Bello, J., and Bukhari, S. A. C. (2022). Towards structured biomedical content authoring and publishing. In *2022 IEEE 16th International Conference on Semantic Computing (ICSC)*, pages 175–176. IEEE.
- Shah, N. H., Bhatia, N., Jonquet, C., Rubin, D., Chiang, A. P., and Musen, M. A. (2009). Comparison of concept recognizers for building the open biomedical annotator. In *BMC bioinformatics*, volume 10, pages 1–9. Springer.
- Tramp, S., Heino, N., Auer, S., and Frischmuth, P. (2010). Rdfauthor: Employing rdfa for collaborative knowledge engineering. In *International Conference on Knowledge Engineering and Knowledge Management*, pages 90–104. Springer.
- Tseytlin, E., Mitchell, K., Legowski, E., Corrigan, J., Chavan, G., and Jacobson, R. S. (2016). Noble-flexible concept recognition for large-scale biomedical natural language processing. *BMC bioinformatics*, 17(1):1–15.
- Warren, P., Davies, J., and Brown, D. (2008). The semantic web—from vision to reality. *ICT futures: Delivering pervasive, real-time and secure services*, pages 55–66.