

# Big Data Scalability of *BayesPhylogenies* on Harvard's Ozone 12k Cores

M. Manjunathaiah<sup>1,2</sup>, A. Meade<sup>3</sup>, R. Thavarajan<sup>1</sup>, P. Protopapas<sup>1</sup> and R. Dave<sup>1</sup>

<sup>1</sup>IACS, SEAS, Harvard University, U.S.A.

<sup>2</sup>CS, SMPCS, University of Reading, U.K.

<sup>3</sup>SBS, University of Reading, U.K.

Keywords: Big Data, Phylogenetics, Exascale.

Abstract: Computational Phylogenetics is classed as a grand challenge data driven problem in the *fourth paradigm* of scientific discovery due to the exponential growth in genomic data, the computational challenge and the potential for vast impact on data driven biosciences. Petascale and Exascale computing offer the prospect of scaling Phylogenetics to big data levels. However the computational complexity of even approximate Bayesian methods for phylogenetic inference requires scalable analysis for big data applications. There is limited study on the scalability characteristics of existing computational models for petascale class massively parallel computers. In this paper we present strong and weak scaling performance analysis of *BayesPhylogenies* on Harvard's Ozone 12k cores. We perform evaluations on multiple data sizes to infer the scaling complexity and find that strong scaling techniques along with novel methods for communication reduction are necessary if computational models are to overcome limitations on emerging complex parallel architectures with multiple levels of concurrency. The results of this study can guide the design and implementation of scalable MCMC based computational models for Bayesian inference on emerging petascale and exascale systems.

## 1 INTRODUCTION

Computational Phylogenetics is classed as a grand challenge data driven problem in the *fourth paradigm* of scientific discovery due to the exponential growth in genomic data, the computational challenge and the potential for vast impact on data driven biosciences (Warnow, 2017). Constructing the "tree of life" in the orders of 100k taxa and beyond is a big data computational grand challenge. Such trees offer insights into evolutionary processes at deep spatio-temporal scales. Constructing the tree of life with millions of species each with genomes in the order of millions of nucleotides will depend on methods, analysis and computational systems that are radically scaled to offer new scalable solutions.

Given  $n$  species (or taxa) a *phylogenetic tree*  $T(V,E)$  is a representation of inter-relationship amongst the taxa using any data: molecular or morphological. The tree  $T$  is typically rooted and binary (bifurcating) with:  $n \in V$  the leaves, the degree of internal nodes is 3, except for the root. The phylogenetic inference problem is to construct  $T$  such that the labellings of the leaves correspond to the evolutionary history of the given set of species. The computational challenge of constructing the tree is apparent from the

number of possible topologies for  $n$  species.

$$\frac{(2n-3)!}{2^{n-2}(n-2)!}$$

For a rooted tree, the number of possible topologies is  $8 * 10^{21}$  for just  $n = 20$  taxa. Thus the tractable approaches are invariably heuristic based involving some form of a search of the combinatorial search space of possible trees.

State-of-the-art computational techniques are rooted in Bayesian Inference following the first formulation that cast the phylogeny as a random variable, thereby enabling the inference problem to be studied in well-founded statistical frameworks (Felsenstein, 2004). *BayesPhylogenies* incorporates a general analysis framework for inferring phylogenies with the Metropolis-coupled Markov chain Monte Carlo (MCMCMC) method (Pagel and Meade, 2006). An integrated software system, *BayesPhy* and *BayesTrait* has been implemented with the goal of generating statistically robust results for phylogenetic inference and comparative analysis. These modelling and analysis software systems have been made available to the bioscience research community, available on Harvard's Supercomputer Odyssey (RC-FAS, 2018a), adopted

by the scientific community, cited over 3000 times in the literature.

Phylogenetic inference (PI), constructing evolutionary histories, and Phylogeny Comparative Methods (PCM) a complementary statistical framework for analysing data in a phylogenetic context, are fundamental and universal methods for studying biological systems (Pagel and Meade, 2008). With large volumes of data produced by next generation sequencing large phylogenies have been created: these include a near complete phylogeny of the birds (9000 taxa) and a large fish phylogeny (8000 taxa), these phylogenies join a near complete mammal phylogeny (5000 taxa), a mega-phylogeny of plants (55,000+ taxa). PCM analysis has also been applied to discover many evolutionary processes.

Despite these advances, the Phylogenetic problem remains far from being considered as 'solved' and in fact has become acute at big data scale. It was hoped that access to large data sets would make phylogenetic inference universally available, robust and accurate, surprisingly the opposite appears to be the case (Salichos and Rokas, 2013). Analysing big data is therefore much more than redesigning current modelling used for traditional analysis to work with data sets orders of magnitude larger. New generations of models, methods and software are needed to fully exploit the power of these data sets. Scalability is a defining feature of big data analysis. Overly simple statistical models do not scale, software designed to work with data sets orders of magnitude larger than it was originally designed are not scalable, and computational methods to convert the results to biologically relevant information also have scalability limitations. These can be defined as *model scalability*, *software scalability*, and *data visualisation scalability*. Big data phylogenetic inference and comparative methods offer much more than the challenge of analysing larger data sets: they offer new opportunities to examine evolutionary processes and the prospect of gaining new insights at both micro and macro levels.

In this paper we present evaluation of scalability of *Bayesphylogenies* across two petascale class architectures on fish big data data sets (3k and 5k). Analysis of strong and weak scaling on large processor counts from 4k to 12k gives insights into hybrid parallel program efficiencies, scalability limitations across large taxa sets and algorithmic characteristics of MCMCMC. From these insights we make several conclusions on scaling phylogenetic analysis to next generation from hierarchical parallelisation and emerging algorithmic adaptations based on machine learning techniques.

## 2 BIG DATA BAYESIAN PHYLOGENETICS

### 2.1 Bayesian Phylogenetics

#### 2.1.1 Search Procedure

Algorithmic approaches to Bayesian inference of phylogenies have two components: a scoring metric and a search procedure.

Let  $D$  denote the DNA sequence data from  $n$  taxa. An analysis is typically performed over 10,000 nucleotides drawn from multiple genes. The phylogenetic analysis seeks to infer the tree  $\tau_i$  that is most consistent with the observed data  $D$ . As the space of possible trees is exponential in the number of taxa the problem is framed as search of plausible trees conditional on the observation in a statistical framework:  $P(\tau_i|D)$ . A computational procedure is then formulated using Bayes rule as follows:

$$P(\tau_i | D) = \frac{P(\tau_i) \cdot P(D/\tau_i)}{\sum_{j=1}^{B(n)} P(\tau_j) \cdot P(D/\tau_j)} \quad (1)$$

where  $P(\tau_i | D)$  gives a score for the  $i^{th}$  tree,  $P(D/\tau_i)$  the likelihood and  $P(\tau_i)$  the prior probability.

Instead of computing one tree as in maximum-likelihood method the formulation in equation 1 computes a distribution of trees by applying a MCMC search procedure (Meade, 2011). Under the assumption of un-informative priors, the main computation then is the likelihood  $P(D/\tau_i)$ . The procedure thus searches for a set of plausible trees that are weighted by their probabilities. In practice a specific tree is modelled by  $M = \{\tau, \nu, Q, \gamma\}$ : topology, branch lengths, DNA substitution parameters and gamma shape parameter respectively.

#### 2.1.2 Nucleotide Substitution Model

For a particular tree the transition probabilities from root to all the leaf nodes needs to be defined. The problem specification therefore includes a concrete model of evolution. An evolutionary mechanism responsible for sequence change can be quantified in terms of (rate of) nucleotide substitution as a substitution matrix  $Q$ . A number of models have been proposed and it has been shown that different models are subsumed in the General Time Reversal (GTR) model (Felsenstein, 2004). The GTR model states that each character may be substituted for any other, and this can be specified with a  $4 \times 4$  instantaneous rate matrix  $Q$ .

### 2.1.3 BayesPhylogenies

*BayesPhylogenies* implements a data driven MCMC method for inferring phylogenetic trees incorporating heterogeneous models of evolution in which  $P(D/\tau_i)$ , the likelihood, accounts for rate and pattern heterogeneity (Meade, 2011):

$$P(D | Q_\gamma, \tau) = \prod_i \sum_j \frac{w_j}{k} \sum_k P(D_i | \gamma_k Q_j, \tau) \quad (2)$$

where  $j$  is the number of independent models of evolution,  $w$  is a weighting vector of length  $j$ , which sums to 1.  $\gamma$  is a discretised gamma distribution, with  $k$  categories. The addition of rate and pattern heterogeneity requires  $j \times k$  passes over the tree. A typical analysis can consist of 40 independent runs when multiple data sets, chains and models are considered.

Current implementation require weeks of computational time to analyse a model run for 1k taxa on 1k core (Meade, 2011). Our goal is to advance solutions to big data levels with emerging *Exascale* computation — from analysis of 10k to 100k taxa and beyond. We investigated scalability of *BayesPhylogenies* on Harvard's Ozone, a 0.5 Petaflop, 15k cores cluster as a "Tier 3" pre-production configuration to execute a *Grand Challenge* run that uses the full system (RC-FAS, 2018b). Scalability analysis was performed on big data sets of 3k and 5k fish taxa, consisting of 11621 nucleotides at a number of levels:

- scalability analysis to replicate the U.K. runs for Ozone.
- strong and weak scaling runs on larger nodes (128) and an exploration of the optimal number of threads per task.
- scaling characteristics for model complexity i.e. patterns 4 vs 10.
- a full scale run on 12880 cores over 12 hours.

## 3 SCALABILITY ANALYSIS ON HARVARD'S OZONE 12K CORES

*BayesPhylogenies* incorporates a number of models and applying a combination for a given data set will magnify the computational complexity by orders of magnitude. We investigated scalability for various model configurations as discussed below. We use a scalability run across Ozone and UK clusters as a reference point from which the relative weak scaling is then evaluated.

*BayesPhylogenies* implements a hybrid strategy with two-level SIMD(openMP) and SPMD(MPI) parallelisation for scalable performance on hierarchical parallel architectures. SPMD (MPI) partitions the gene data (11621 nucleotides) into independent blocks and a model parallelisation then computes the two summation in equation 2 in parallel for each site in the partition.

### 3.1 Scaling Comparison with U.K. Runs

The U.K. analysis is run on a 40 node configuration with 12 cores per node (named SBS in figures). Since convergence of MCMC can take months of compute time for a 3k data set, scalability analysis is performed by executing a fixed number of iterations, 20,000 and with model parameters pattern=4 and gamma=4.

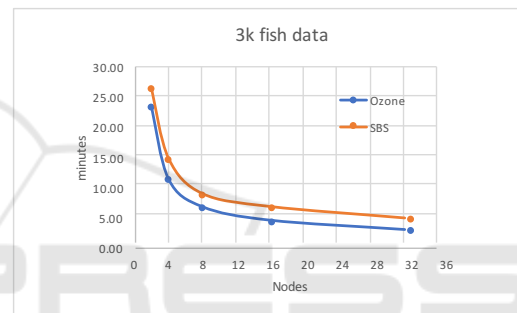


Figure 1: a: Comparison of Ozone and SBS.

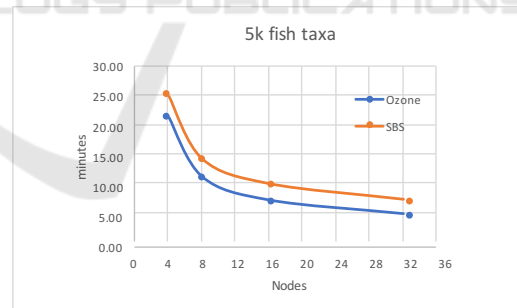


Figure 2: b: Comparison of Ozone and SBS.

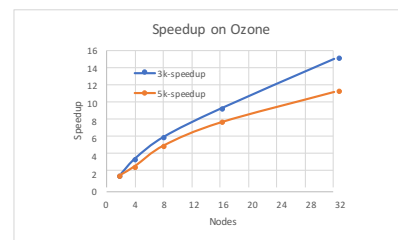


Figure 3: Big data sets speedup.

On both architectures the software scales for 3k and 5k data sets with similar speed-ups as shown in

figures 1, 2, 3. However Ozone has 32 cores per node against 12 cores of SBS and hence similar MPI tasks to OpenMP threads ratio are evaluated for a fair comparison. The best MPI, OpenMP combination is chosen for comparison as MPI=2, OpenMP=6 for SBS and  $2 \times \text{Nodes}$  MPI tasks on Ozone in the graphs shown in figure 1. Although the speed-ups are modest at the node level (16 for 32 nodes) as in figure 3, the parallel efficiency drops significantly when multiple cores per node are taken into account. Hence, simple metrics are not adequate to deduce scalability limitations.

### 3.2 Strong and Weak Scaling on 4k Cores

Here the interest is in a number of scaling characteristics on Ozone with a large node (128) and core count (4k) relative to SBS cluster. The runs are performed for 40,000 iterations with default models parameters (pattern=4, gamma=4) as above and a variant (pattern=10) to evaluate model scaling.

1. *Hybrid Parallelisation*: In this we are interested in tasks to threads ratios that gives the best performance which can only be determined empirically due to the data dependent nature of MCMC based inference. The evaluation on 128 nodes gives an optimal ratio of MPI tasks to OpenMP threads as 256:16 for 1k, 3k and 5k taxa. The hybrid scaling however saturates at 256 MPI tasks due to increased MPI communication overheads.
2. *Strong Scaling*: In strong scaling a parallel program is defined as scaling linearly if the speed-up equals the number of processing elements  $N$ . We set the threads per task to the optimum value of 16 and varied the node count for a fixed workload of 3k taxa. The strong scaling efficiency drops below 50% beyond 20 nodes as shown in figure 4. This is largely due to limited parallelism of model parallelisation (openMP) on a single node (32 cores) combined with increase in communication overhead from a fine grain decomposition at large node count (128).
3. *Weak Scaling*: Analysis was performed by doubling the workload from 500, 1k, 3k to 5k taxa whilst doubling the number of nodes 16, 32, 64 and 128. With 2 MPI tasks per node and 16 threads per task the execution times are as in figure 4. The execution time increases due to data dependent nature of bayesian phylogenies analysis and the iterative nature of MCMC sampling from large posterior distributions as the taxa size increases (equation 2). Additionally, as

noted above the communication overheads begin to dominate beyond 64 nodes.

4. *Model Scaling*: results of strong and weak scaling analysis with increased model complexity by setting pattern=10 (k in equation 2) is shown in figure 4. Due to multiple passes in calculating the likelihood the strong scaling effects are more pronounced. Thus improving strong scaling for multi-cores is an important parallel efficiency optimization for big data analysis.

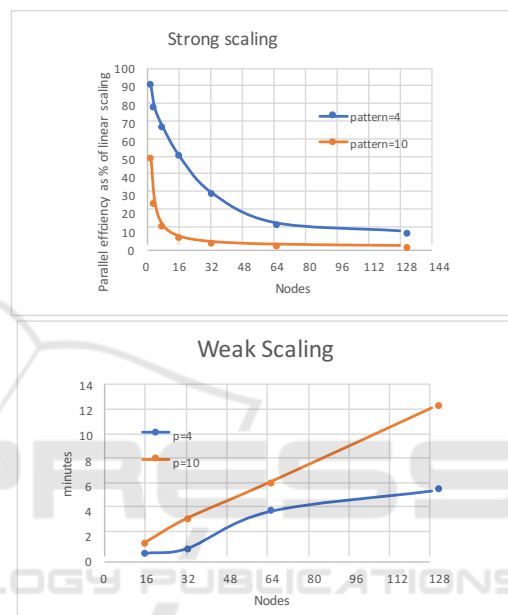


Figure 4: Strong and weak scaling for different models (p=4 and p=10).

### 3.3 Scaling at 12k Cores on Ozone

A full scale run to assess how well the parallelisation leverages the capacity of 12880 cores on 400 nodes was performed for the 3k fish data with default model parameters. With optimal threads of 16 per MPI task derived from above scalability analysis, with 1600 MPI ranks the large scale run completed 7 million iterations in 12 hours. However in order to achieve convergence of MCMC we need the analysis to be run for 500M iterations for these types of big data sets.

For parallel runs at this scale a number of factors impact on the scaling. The parallel formulation becomes fine grained as each node now gets a smaller fraction of the data set. This results in increased MPI communication overheads and as in the previous analysis of strong scaling (figure 4) the efficiency drops beyond 64 nodes. The iterative nature of MCMC sam-



pling, the schedules involved in perturbing the tree topologies in computing likelihood and the non-linear memory access patterns in propagating likelihood values on trees all contribute to lower efficiency. Scaling to big data therefore requires radical approaches to parallel algorithm design and optimizations, in particular in strong scaling techniques.

## 4 DISCUSSION

The evaluation study focuses on the scalability characteristics of the Bayesian computational procedure and its parallelisation and not the generation of final trees. Hence the quality of output is not the focus of the study as that requires the computation to be run to convergence as noted earlier. However the study provides insight into parallel algorithm implementation for any Bayesian phylogenetic analysis that is MCMC based. Any parallelisation has to consider the multi-level parallelisation available in heterogeneous massively parallel architectures and therefore has to consider strong and weak scaling.

Two communication complexity, from data movement across the memory hierarchy and across the distributed memory, impact on the scalability as shown. Even though the current implementation already implements multi-level SIMD/SPMD parallelisation the data dependent nature of the computation requires more complex program analysis and transformation to overcome scalability limitations.

To make a step change to the next generation of *exascale* ready Computational Phylogenetics a number of models of parallelisation run-time optimizations and algorithmic adaptations will be required:

- A hierarchical SPMD parallelisation and radical approaches to minimizing data movement in the memory hierarchy are approaches to improving strong scaling for tree-based computations (Kamil and Yelick, 2014).
- Dynamic parallel computations with asynchronous task parallelisation combined with dynamic load balancing, MPI+PGAS or MPI+OpenMPtask, with supporting run-time for automatic thread migration across nodes are alternative algorithm design formulations that can enhance scalability (J. Hashmi, 2016).
- Radical scaling can also be obtained from fundamental algorithmic adaptations with better convergence properties than MCMCMC.

The scalability study although uses fish data set is generalisable from parallelisation and algorithmic viewpoint with the emerging approaches discussed

above. Nevertheless, other factors such as evolutionary diameter of a particular data set should be considered in designing effective parallel algorithm if it affects the convergence of MCMC computational models. This aspect further re-enforces the requirement for data driven nature of applications to consider both algorithmic and emerging strong and weak scaling strategies in the implementation of computational models for phylogenetics.

## 5 CONCLUSION

The performance of data dependent computational models are characterized by an interplay of the algorithm, architecture and data sets as shown by the evaluation studies above. The scalability analysis provides insights into the importance of strong-scaling for multi-core systems for parallel applications that are memory bound. Unlike in data decomposition of typical data parallel applications where workload per processor can be characterised in terms of problem size, data dependent computations as in MCMC bayesian inference pose considerable challenges in optimizing the computations for high parallel efficiency and in evaluating their performance with more sophisticated metrics. The design of effective computational procedures therefore needs to consider algorithmic and problem domain characteristics as discussed above. Several alternative parallelisation and algorithm strategies as proposed above are steps towards realising next generation scalable models that are 'exascale ready'. With sophisticated computational techniques this grand challenge problem can, for the first time, be addressed at large scale.

## ACKNOWLEDGEMENTS

Thanks to RC, FAS at Harvard for allocating Ozone for this scalability study. Prof. Manjunathaiah was a visiting faculty at IACS/SEAS, Harvard University, USA, in 2017 during this research.

## REFERENCES

- Felsenstein, J. (2004). *Inferring phylogenies*. Sinauer Associates, Inc.
- J. Hashmi, K. Hamidouche, D. P. (2016). Enabling performance efficient runtime support for hybrid mpi+upc++ programming models.
- Kamil, A. and Yelick, K. (2014). Hierarchical computation in the spmd programming model. In Caşcaval, C. and

- Montesinos, P., editors, *Languages and Compilers for Parallel Computing*, pages 3–19, Cham. Springer International Publishing.
- Meade, A. (2011). Scalable methods for bayesian phylogenetic inference. In (*unpublished*). University of Reading, U.K.
- Pagel, M. and Meade, A. (2006). Bayesian analysis of correlated evolution of discrete characters by reversible-jump markov chain monte carlo. *The American Naturalist*, 167(6):808–825.
- Pagel, M. and Meade, A. (2008). Modelling heterotachy in phylogenetic inference by reversible-jump markov chain monte carlo. *Philosophical Transactions of the Royal Society B: Biological Sciences*, 363(1512):3955–3964.
- RC-FAS ((retrieved 2018)a). Bayesphylogenies. <https://portal.rc.fas.harvard.edu/apps/modules/-BayesPhylogenies>.
- RC-FAS ((retrieved 2018)b). Odyssey 3, the next generation. <https://www.rc.fas.harvard.edu/odyssey-3-the-next-generation/>.
- Salichos, L. and Rokas, A. (2013). Inferring ancient divergences requires genes with strong phylogenetic signals. *Nature*, 497(7449):327.
- Warnow, T. (2017). Computational challenges in constructing the tree of life. In *2017 IEEE International Parallel and Distributed Processing Symposium (IPDPS)*, pages 1–1.

