

Model-based Learning Assessment Management

Antonello Calabrò², Francesca Lonetti², Eda Marchetti², Sarah Zribi¹ and Tom Jorquera¹

¹*Linagora, 75 route de revel, 31400 Toulouse, France*

²*Istituto di Scienza e Tecnologie dell'Informazione "A. Faedo", CNR, Pisa, Italy*

Keywords: Model-based Learning, Simulation, Monitoring, Business Process.

Abstract: Model-based simulation and monitoring are becoming part of advanced learning environments. In this paper, we propose a model-based simulation and monitoring framework for management of learning assessment and we describe its architecture and main functionalities. The proposed framework allows user-friendly learning simulation with a strong support for collaboration and social interactions. Moreover, it monitors the learners' behavior during simulation execution and it is able to compute the learning scores useful for the learner knowledge assessment. The preliminary experimental feedback of the evaluation of the simulation and monitoring framework inside a real environment is also reported.

1 INTRODUCTION

Nowadays simulation and monitoring activities are not a novelty and their application, in conjunction or separately, can be experienced and proven in the most different contexts: from the medical to the avionic, from the banking to the automotive and so on. Independently by the context, usually simulation attempts to mimic real-life or hypothetical behavior to see how processes, systems or hardware devices can be improved and to predict their performance under different circumstances. Commonly, monitoring focuses on data collection and supervision of activities during the real-life execution of a process, systems or hardware components to ensure they are on-course and on-schedule in meeting the objectives and performance targets. Currently, inside the software engineering area simulation and monitoring activities are moving towards the use of Business Process Modeling Notation (BPMN) (Brocke and Rosemann, 2014) mainly due to the possibility to provide accepted and concise definitions and taxonomies, and develop an executable framework for overall managing of the process itself. Indeed Business Process modeling lets the use of methods, techniques, and tools to support the design, enactment and analysis of the business process and to provide an excellent basis for simulation and monitoring purposes. Examples can be found in different environments such for instance the clinical one, for assessing and managing the patient treatment, the financial sector for verifying and checking the bank processes, or the learning context, for guiding and assessing the training activity. In all these application contexts, a key role is played by the

data collected during the business process execution or simulation, which lets the possibility of reasoning about and/or improving the overall performance of the business process itself. Considering in particular the learning context commonly Business Process (BP) simulation and monitoring enhance student's learning and problem-solving so to improve their knowledge. Thus, these two activities are becoming a foundation for improving the learners's skill, enhancing teaching performance and providing a comprehensive framework. Indeed different conceptual and mathematical models have been proposed for model-based learning and several type of simulations, including discrete event and continuous process simulations have been considered (Blumschein et al., 2009). However, the main challenges of existing learning simulation and monitoring proposals are about collaborative simulation, gamification and the derived learning benefits. In particular, gamification is becoming one of the main challenges in the simulation activity, that can be incorporated with the aim of using game-based mechanisms and game thinking to engage, motivate action, promote learning and solve problems (Kapp, 2012). Moreover, rewarding strategies are encouraged in order to stimulate intrinsic motivations within the members of a community.

In this paper, we address model-based learning focusing on BPMN and we present a simulation and monitoring framework able to support collaboration and social interactions, as well as process visualization, monitoring and learning assessment. The proposed approach can be compared to a collaborative game where a team of players composed of one coach and any number of learners work together in order to

achieve a common goal. The main objective is consequently to provide an easy to use and user-friendly environment for the learners in order to let them take part of the process when their turn comes, assuming different roles according to the content they have to learn. The principal contribution of this paper is the architecture of a framework for simulation and monitoring of model-based learning able to provide feedback for evaluating the learner competency and the collaborative learning activities.

The proposed simulation and monitoring framework has been applied to a case study developed inside the Learn PAd project in the context of Marche Region public administration and important feedback and hints have been collected for the improvement of framework itself over the Learn PAd project duration.

In the rest of the paper we first briefly introduce some background concepts and related work (Section 2), then in Section 3 we present the main components of the simulation and monitoring framework architecture whereas in Section 4 we describe its main functionalities. Finally, Section 5 shows the application of proposed framework to a case study and conclusion concludes the paper.

2 BACKGROUND AND RELATED WORK

The proposal of a simulation and monitoring framework for model-based learning originated in the context of the Model-Based Social Learning for Public Administrations (Learn PAd) European project (LearnPAd,) addressing the challenges set out in the “ICT-2013.8.2 Technology-enhanced learning” work programme. Learn PAd project envisions an innovative holistic e-learning platform for Public Administrations (PAs) that enables process-driven learning and fosters cooperation and knowledge sharing. The main Learn PAd objectives include: i) a new concept of model-based e-learning (both process and knowledge); ii) an open and collaborative e-learning content management; iii) an automatic, learner-specific and collaborative content quality assessment; and finally iv) an automatic model-driven simulation-based learning and assessment. The developed Learn PAd platform will support an informative learning approach based on enriched BP models, as well as a procedural learning approach based on simulation and monitoring that will allow users to learn by doing.

In learning context, BP simulation approaches are very popular since learners prefer simulation exercises to either lectures or discussions (Anderson and Lawton, 2008). Simulations have been used to teach

procedural skills and for training of software applications and industrial control operations as well as for learning domain specific concepts and knowledge, such as business management strategies (Clark and Mayer, 2011). Nowadays, more attention is given to business process oriented analysis and simulation (Jansen-Vullers and Netjes, 2006). Studies have shown that the global purpose of these existing business process simulation platforms is to evaluate BPs and redesign them, whereas in the last years simulation/gaming is establishing as a discipline (Crookall, 2010). However, these platforms present several shortcomings regarding their applicability to a collaborative learning approach. Namely, no existing platform regroups all of the main functionalities of a learning simulation solution such as facilities for providing a controlled and flexible simulated environment (for example allowing to switch between possible outcomes of a task, in order to explore the different paths of a process), good visualization and monitoring of a process execution flow (in order both to assist and evaluate the learners) (Crookall, 2010). The main challenges of a learning simulation are about collaborative simulation and the derived learning benefits. To answer all of these concerns a new learning simulation and monitoring framework is designed in this paper, providing a flexible simulation framework with a strong support for collaboration and social interactions, as well as process visualization, monitoring and learners assessment.

Concerning monitoring, existing works (Bertoli et al., 2013) combine modeling and monitoring facilities of business process. PROMO (Bertoli et al., 2013) allows to model, monitor and analyze business process. It provides an editor for the definition of interesting KPIs (Key Performance Indicator) to be monitored as well as facilities for specifying aggregation and monitoring rules. Our proposal is different since it addresses a flexible, adaptable and dynamic monitoring infrastructure that is independent from any specific business process modeling notation and execution engine. Other approaches (Maggi et al., 2011) focus on monitoring business constraints at runtime by means of temporal logic and colored automata. They allow continuous compliance with respect to predefined business process constraint model and recovery after the first violation. Differently from these approaches, the proposed solution does not allow to take counter measures for recovering from violation of defined performance constraints. Moreover, in our solution these constraints are not specified in the business process but they are dynamically defined as monitoring properties that can be applied to different business process notations. In the context of learn-

ing, monitoring solutions can be used for providing feedback on training sessions and allow KPI evaluation. Some learning systems such as that in (Adesina and Molloy, 2010) propose customized learning paths that learners can follow according to their knowledge, learning requirements or learning disability. Changing and management of learning pathways as well as adaptation of learning material are made according to the monitored data. However, contemporary Learning Content Management Systems (LCMS) provide rather basic feedback and monitoring facilities about the learning process, such as simple statistics on technology usage or low-level data on students activities (e.g., page view). Some tools have been developed for providing feedback on the learning tasks by the analysis of the user tracking data and monitoring of the simulation activity. The authors of (Ali et al., 2012), for instance, propose LOCO-Analyst, an educational tool aimed at providing educators with feedback on the relevant aspects of the learning process taking place in a web-based learning environment such as the usage and the comprehensibility of the learning content or contextualized social interactions among students (i.e., social networking). The main goal of these tools is to support educators for creating courses, viewing the feedback on those courses, and modifying the courses accordingly. Differently from these solutions, other proposals (Calabrò et al., 2015b; Calabrò et al., 2015a) focus on model-based learning and monitoring of business process execution. Specifically, (Calabrò et al., 2015b) presents a flexible and adaptable monitoring infrastructure for business process execution and a critical comparison of the proposed framework with closest related works whereas (Calabrò et al., 2015a) presents an integrated framework that allows modeling, execution and analysis of business process based on a flexible and adaptable monitoring infrastructure. The main advantage of this last solution is that it is independent from any specific business process modeling notation and execution engine and allows for the definition and evaluation of user-specific KPI measures. The monitoring framework presented in this paper has been inspired by the monitoring architecture presented in (Calabrò et al., 2015b; Calabrò et al., 2015a). It includes new components specifically devoted to the computation of the evaluation scores useful for the learning assessment.

3 SIMULATION AND MONITORING FRAMEWORK ARCHITECTURE

In this section, we describe the high level architecture of the proposed simulation and monitoring framework, its main components, their purpose, the interfaces they expose, and how they interact with each others. In particular, as depicted in Figure 1 each component is exposed as a service and provides an API as a unique point of access. Inside the Learn PAD infrastructure, the proposed simulation framework interacts with the Learn PAD components by means of the *Learn PAD Core Platform* and specifically through the *Bridge* and the *Core Facade* interfaces. Moreover, in the Learn PAD vision two levels of learners have been considered: the *civil servant* who is the standard learner, and the *civil servant coordinator* who is a generalization of the *civil servant* who is in charge to activate and manage a simulation session.

The simulation framework components are:

SimulationGUI: it is in charge of the interactions between learners and simulator's components. It provides different features such as the possibility of chatting, receiving notification, interacting with other learners, reading and searching documents or links to material useful during the simulation activity.

PersistenceLayer: it stores the status of the simulation at each step (i.e. BP executed task) in order to give to the *civil servant* the ability to stop it and restart when needed. Its main sub-components are: i) the *Logger* that is in charge of storing time-stamped event data coming from the simulation engine; ii) the *BPStateStorage* that allows to store/retrieve/delete/update the state of a given simulation associated to a BP; iii) the *TestDataRepository* that collects the historical data that relate to the simulations executions.

RobotFramework: it allows to simulate the behavior of *civil servants* by means of robots. The Robots are implemented on the basis of the availability of historical data, i.e. the data saved in the *TestDataRepository* during a previous simulation session and provided by an expert who takes the role of the *civil servant*.

SimulationEngine: this is the core component of the simulation framework. It enacts business processes and links activities with corresponding *civil servants* or robots.

Monitoring: it collects the events occurred during the simulation and infers rules related to the business process execution.

Communication Middleware: it provides event-based communication facilities between the simula-

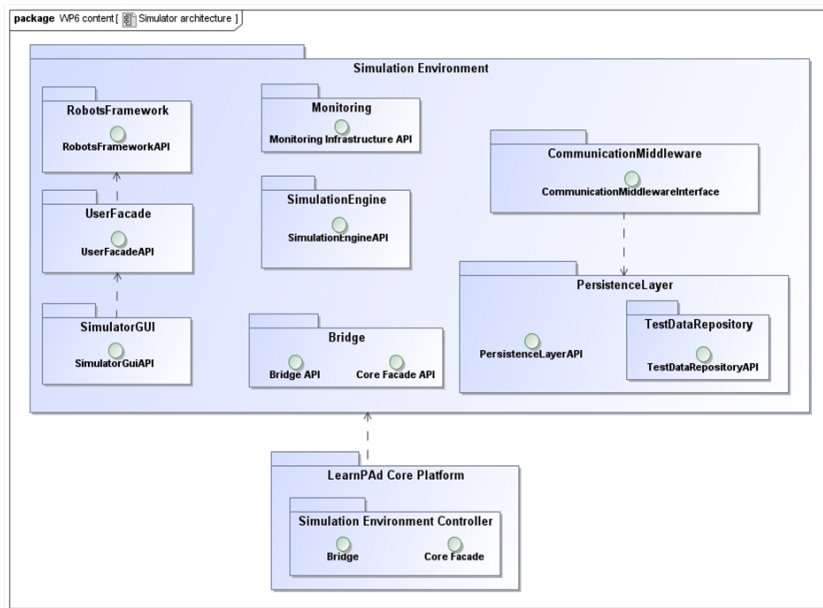


Figure 1: Simulation Framework Architecture.

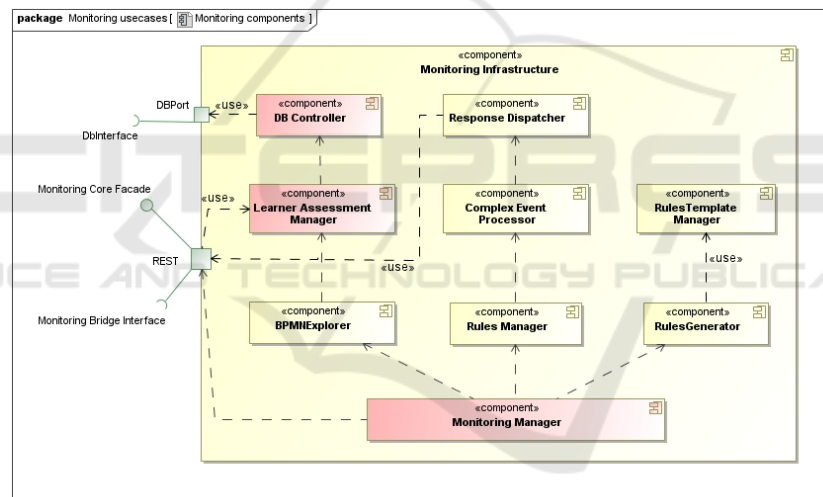


Figure 2: Monitoring Framework Architecture.

tion components according to the publish/subscribe paradigm.

UserFacade: it is in charge of encapsulating real or simulated civil servants (i.e. robots) in order to make the learner interaction transparent to the other components of the architecture.

In the following more details about the simulation engine and monitor components are provided. More details about the simulation and monitoring design are in (Zribi et al., 2016a).

3.1 Simulation Engine

Simulation engine takes in charge the simulation of a given business process instance. It takes the form of an orchestration engine that invokes treatments associated to each activity of the current process. Such workflow may involve multiple civil servants taking different roles that may be present or not. For those that are not available, robots are used in order to mimic their behavior. A simulation manager is provided in order to manage BP lifecycle according to the current context (create, stop, resume, kill, etc.). Business processes are made of two kinds of activ-

ities: i) Human activities involve civil servants who should provide information in order to complete the task. The concept of human activity is used to specify work which has to be accomplished by people; ii) Mocked activities involve robots to compute the treatment associated to the activity. When the simulation engine invokes a human activity the corresponding civil servant is asked to provide input through a form. Those forms are managed by a form engine that delegates task to a robot if necessary. All the state information necessary to restart a specific simulation are stored “on the fly”. The civil servant may decide to freeze a running simulation, to store it, to backtrack to a previous stored state and to logout. He/she will be able to resume it later.

Business Process orchestrator takes in charge the step by step execution of a given BP instance. Such BP instance is made of a BPMN description enriched with necessary run-time information such as endpoints of software applications mocks, user id, etc. The BP engine is connected with the Forms Engine in order to take in charge users and robots input/output. In this paper we rely on Activiti (act, 2015) as business process execution engine. In order to collect inputs from learners during a simulation session, a form engine has been defined so to design and run the proper corresponding forms. Forms Engine allows dynamic forms creation and complex forms processing for web applications. The processing of a form involves the verification of the input data, calculation of the input based on the information from other input fields as well as dynamic activation or hiding of the data fields depending on the user input. Inside our solution the javascript Form editor, called FormaaS, has been adopted. It allows to design and run javascript forms and to quickly define forms and executable code.

3.2 Monitoring

The simulation framework is equipped with a monitoring facility that allows to provide feedback on the business process execution and learning activities. Figure 2 shows the architecture of the proposed monitoring infrastructure. The design of this monitoring infrastructure has been inspired by (Calabrò et al., 2015b).

For aim of readability, we list below the monitoring components presented in (Calabrò et al., 2015b) and refer to (Calabrò et al., 2015b) for the complete description of their functionalities:

- Complex Event Processor (CEP). It is the rule engine, which analyzes the events, generated by the business process execution.
 - BPMN explorer. It is in charge to explore and save all the possible entities (Activity Entity, Sequence Flow Entity, Path Entity) reachable on a BPMN.
 - Rules Generator. It is the component in charge to generate the rules needed for the monitoring of the business process execution.
 - Rules Template Manager. It is an archive of pre-determined rules templates that will be instantiated by the Rules Generator.
 - Rules Manager. It is in charge to load and unload set of rules into the complex event processor and fire it when needed.
 - Response Dispatcher. It is a registry that keeps track of the requests for monitoring sent to the monitoring infrastructure.
- In this section a refined and complete design of the monitoring infrastructure is presented as depicted in Figure 2. It includes three new components (shown in pink in Figure 2) that are:
- DBController. This component has been introduced to satisfy the Learn PAd requirements of having storage of simulation executions data. Specifically the DB Controller manages the updating of the civil servant score during a simulation or the retrieval of historical data concerning the assessment level of the civil servants. The DB Controller interacts with the Learner Assessment Manager to get the different evaluation scores that will be defined in Section 3.2.1.
 - Learner Assessment Manager. It evaluates the learner activities and is in charge to calculate the different scores. More details about this component are in Section 3.2.1.
 - Monitoring Manager component. It is the orchestrator of the overall Monitoring Infrastructure. It interacts with the Learn PAd Core Platform through the REST interfaces (core facade and bridge interface) and is in charge to query the Rules Manager. It also interacts with the BPMN Explorer and the Rules Generator. This component initializes the overall monitoring infrastructure allocating resources, instantiating the Complex Event Processor and instrumenting channel on which events coming from the simulation engine will flow.

3.2.1 Learner Assessment Manager

During learning simulation, it is important to assess learning activities as well as to visualize to the civil servants their success incrementally by displaying the achieved evaluation scores. To this end, the proposed

simulation and monitoring component integrates a scoring mechanism in order to generate ranking of the civil servants and data useful for rewarding. The Learner Assessment Manager component evaluates the learner activities and is in charge to calculate different scores useful for the civil servant assessment. In addition, independently from any ongoing simulation, this component is in charge of retrieving the data necessary for the score evaluation and updating them on a database. Data collected during monitoring of business process execution can be used for providing feedback for the continuous tracking of the process behavior and measurement of learning-specific goals. All scores computed by the Learner Assessment Manager are then stored in the DB by the interaction with the DB Controller component. The evaluation scores computed by the Learner Assessment Manager relate both to the simulation of a session of the business process (*session score(s)*) and to the simulation of the overall business process (*Business Process scores*). Specifically we define the *session score(s)* and *Business Process score(s)* as detailed below.

Session Scores. The civil servant may simulate different learning sessions on the same business process, each one referring to a (different) path. During a simulation session the Learner Assessment Manager computes the following scores:

- The session score (called *session_score*), i.e. the ongoing session score of each participating civil servant.
- An assessment value (called *absolute_session_score*) useful as boundary value for the session score.

Specifically, the session score is calculated using a weighted sum of scores attributed to the civil servant for each task of the Business Process realized during the simulation. Considering n the number of tasks executed by the civil servant during the learning session simulation and P the weight of the task, the session score is computed as follows:

$$session_score = \sum_{i=1}^n task_score_i P_i$$

Each task of the Business Process is associated with a weight specified as a metadata. These metadata are attributed in the Business Process definition and defined by the modeler. The calculation of the score's task is based on several criteria, namely number of attempts, Success/Fail and finally some pre-defined performance indicators named KPI (e.g. response time). The formula below allows calculating this score:

$$task_score = success * \left(\frac{1}{nb_attempts} + \sum_{i=1}^k \frac{expected_KPI_value_i}{observed_KPI_value_i} \right)$$

where k is the number of KPI considered in the evaluation of the civil servants performances and success is a Boolean. For what concerns the boundary values useful for the learning assessment, the Learner Assessment Manager can provide the *absolute_session_score*, which represents the maximum score that could be assigned to the civil servant during a simulation session. Supposing that the maximum obtained value of the *task_score* is equal to $k+1$, the *absolute_session_score* is computed as:

$$absolute_session_score = \sum_{i=1}^n (k+1) P_i$$

This *absolute_session_score* computes an accuracy measure of the *session_score*. A *session_score* value closer to the *absolute_session_score* represents a better performance of the civil servant for the considered simulation session.

Business Process Scores. During the learning simulation, the civil servant can execute different learning sessions on the same Business Process, each one referring to a different path. Therefore, the cumulative score obtained by the civil servant on the executed sessions is a good indicator of the knowledge of the civil servant about the overall Business Process. The learner assessment manager is able to compute the following scores related to the business process:

- Business Process Score (called *bp_score*), i.e. the cumulative score obtained by the civil servant after the execution of different simulation sessions on the same business process. It represents the degree of acquired knowledge of the Business Process activities obtained by the civil servant.
- Two assessment values (called *relative_bp_score* and *absolute_bp_score*) used as boundary values for the *bp_score* to evaluate the acquired civil servant competency on the executed business process. Specifically, the *relative_bp_score* is the maximum score that the civil servant can obtain on the set of simulated paths whereas the *absolute_bp_score* is the maximum score that the civil servant can obtain on all the possible paths of the business process.
- A business process coverage percentage (called *bp_coverage*), i.e. the percentage of different learning sessions (paths) executed by the civil servant during the simulation of a business process.

It represents the completeness of the civil servant knowledge about the overall business process.

In the following we provide more details about the above-mentioned scores. The bp_score is computed as the sum of the maximum values of $session_score(s)$ obtained by the civil servant during the simulation of a set of different k paths (over the overall number of paths) on a business process, according to the following formula:

$$bp_score = \sum_{i=1}^k \max(session_score_i)$$

Considering a bp_score and the set of k paths to which the bp_score is related to, the $relative_bp_score$ is the boundary value representing the maximum score that the civil servant can obtain on the set of k paths. It is computed as the sum of the $absolute_session_score$ according to the following formula:

$$relative_bp_score = \sum_{i=1}^k absolute_session_score_i$$

Considering all paths of a business process to which a bp_score is related to, the $absolute_bp_score$ is an additional boundary value representing the maximum score that the civil servant can reach. It is computed as the sum of the $absolute_bp_score$ for all the paths of the business process according to the following formula:

$$absolute_bp_score = \sum_{i=1}^{\#path} absolute_session_score_i$$

The more the bp_score is close to the $relative_bp_score$ the more the civil servant reaches the maximum cumulative learning performance on the different simulated sessions. The more the values of bp_score are close to the $absolute_bp_score$ the more the civil servant knowledge about the overall business process is complete.

Finally, the $bp_coverage$ value is an additional measure for evaluating the completeness of the civil servant knowledge about the overall business process. It is computed as the percentage of different paths (k), executed by the civil servant during the simulation of a business process, over the paths cardinality as in the following:

$$bp_coverage = \frac{k}{\#path}$$

When the civil servant executes all paths of the business process, the computed $bp_coverage$ is 1. A $bp_coverage$ value closer to 1 represents a better performance of the civil servant for the considered business process simulation.

4 FUNCTIONAL SPECIFICATION OF THE LEARNING SIMULATION AND MONITORING FRAMEWORK

The simulation and monitoring framework provides the subsystem where learners can simulate the business process interactively and is used by one or multiple civil servant(s) in order to learn processes. As mentioned in Section 3, the simulation and monitoring framework distinguishes between the two following actors: the civil servant coordinator who is in charge of starting a simulation session and the civil servant who represents a generic participant to a simulation session. In particular, the civil servant coordinator can request to start a new simulation execution of a Public Administration business process or he/she can manage an ongoing one by for instance inviting/cancelling other civil servants. The civil servant coordinator can also restart/stop a current simulation session and redefine a new coordinator. On its turn, each civil servant has different possibilities like for instance joining, disconnecting or pausing a simulation session, chatting, asking for evaluation/help, or managing his/her own profile.

The simulation and monitoring framework functionalities have been split into three different phases: i) *Initialization* in which the simulation framework is set up; ii) *Activation* in which the participants to the simulation are invited; iii) *Execution* in which the participants effectively collaborate each other during a learning session. During the Activation phase, the civil servant can select the type of simulation he/she wants to execute. Specifically, three different types of simulation are provided:

Individual Simulation. The civil servant decides to execute the simulation without interacting with other human participants. In this case the other participants are emulated by means of *Robots* (see section 3 for more details). The creation of robots instances is performed before the simulation execution.

Collaborative Simulation. This option of simulation involves the collaboration of several human participants (no robots instances are involved). During the collaborative simulation, users can interact between them using chat instruments. This will improve performances of the overall learning session due to the possibility to rapidly share experience between human participants. This kind of simulation can be considered the most interesting from the learning point of view, because cooperation can make learning procedures more intensive and productive. Diversities will raise up and the opportunity to reflect upon

The screenshot displays the 'LEARN FAD' simulation interface. At the top, there is a search bar and buttons for 'Launch a Process' and 'Log In'. The main content area is titled 'SUAP Demo' and features a 'Deep Data Check' task. A notification states: 'Alice has sent the following application for a business start-up certified notification: SCIA Form Self-Declaration of moral and professional requirements'. Below this, a timer shows 'Time on task: 00:01:33 / 00:00:30' and 'Attempts: 0'. A list of checkboxes includes: 'Food sector related checks done?', 'Driving school sector related checks done?', 'Foreigner related checks done?', 'Self-Declaration of moral and professional requirements checks done?', 'Fuel sector related checks done?', and 'Fixed location activity related checks done?'. A 'Submit' button is located at the bottom of this list. A red circle highlights the entire task area. Below the task is a 'See Process Diagram' section showing a flowchart with a 'Deep Data Check' task box, followed by 'SCIA Application Verification', and a decision diamond. The interface also includes a sidebar with simulation controls (Play, Pause, Stop, Save) and a list of participants (Barnaby, Sally). At the bottom, there are chat buttons and a notifications icon.

Figure 3: Process Execution - Step1.

encountered issues will help learners to improve their knowledge and better understand the problem. For activating a simulation, the system requires that all the civil servants involved have joined the session in order to provide an online collaborative environment. Moreover, the simulation and monitoring framework also supports also some asynchronous tasks execution among simulation participants. If a civil servant does not satisfy the simulation requirements or time constraints, the civil servant coordinator may decide either to kick the civil servant, or to swap him with another one among those available, or replace him with a *Robot*.

Mixed Simulation. This type of simulation requires the participation of both humans and robots. This usually happens when there are not enough civil servants to cover all the necessary roles to execute a BP or if one or more civil servants leave the ongoing simulation (disconnection or kick). The activation of a mixed simulation can be done only if the following two constraints are met: i) the required instances of robots are ready; ii) all the invited civil servants have completed the connection procedures.

Both gamification and serious game concepts are also included in the proposed simulation and monitoring framework so to engage civil servants during

training tasks and activities to be learned. Specifically, two main gamification elements are included in the proposed simulation and monitoring framework for educational purposes: i) progression that allows the learner to see success visualized incrementally by the achieved evaluation scores; ii) virtual rewards that allows learners who satisfy some conditions to be automatically awarded by the platform with a specific certificate that gives to him/her additional rights. For more details about the gamification model used in the proposed simulation and monitoring framework we refer to (Zribi et al., 2016b). During the different types of simulation, the monitoring component checks if execution patterns will be respected during the simulation of a business process. In order to do that, the simulation engine interacts with the monitoring component through a pre-fixed set of messages specifying the set of events, detected failures and time values useful for evaluating the learner's competency and simulation non-functional properties such as the overall simulation time completion.

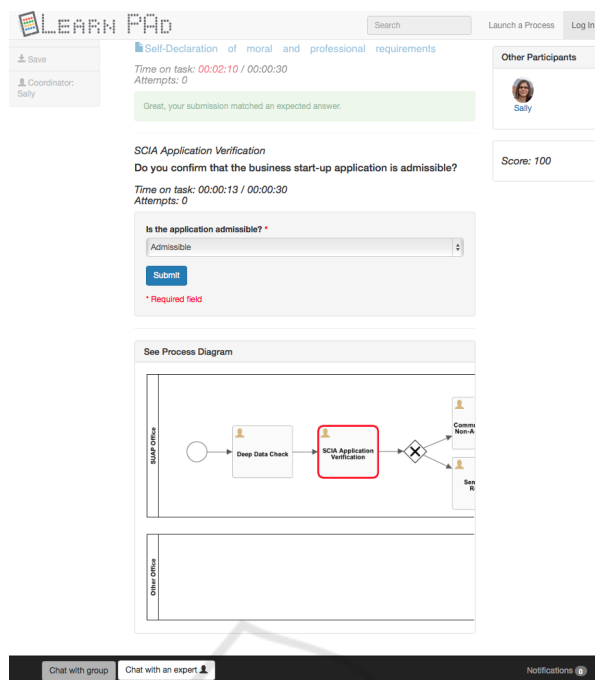


Figure 4: Simulation Execution - Step2.

5 LEARN PAD SIMULATION AND MONITORING FRAMEWORK: AN APPLICATION EXAMPLE

In this section, we show the application of the proposed simulation and monitoring framework to a case study developed inside the Learn PAD project with the collaboration of SUAP (Sportello Unico per le Attività produttive) officers from both Public Administrations Senigallia and Monti Azzurri. The scenario refers to the activities that the Italian Public Administrations have to put in place in order to permit to entrepreneurs to set up a new company. In particular the application scenario describes the Titolo Unico process, i.e. the standard request to start business activity¹. Using the simulation and monitoring framework, the Marche Region personnel has the possibility to learn the steps necessary to organize a *Service Conference*, i.e. a meeting in which all involved participants (municipality offices, third party administrations, and entrepreneur) discuss about a case and decide if the application is acceptable or not.

In this case before running a simulation, through the available GUI, the user could set up data needed for the simulation such as for instance the process he/she wants to simulate among the available ones. Once activated through the interface of the simula-

tion and monitoring framework, the different tasks to be completed are shown one by one and information about time, number of attempts and errors are collected (Figure 3).

Once a task is completed the associated score are computed and updated. In particular, if all the inputs provided by the user during the task simulation have been evaluated correct, the framework indicates that the task has been validated, and will display new tasks corresponding to the continuation of the process (Figure 4). Otherwise the simulator will indicate that the submission is incorrect.

During this first validation, the simulation and monitoring framework has been used by different end users inside the Italian Public Administration and comments and suggestions have been collected. If from one side all users agreed that the framework represents a very good means for improving the understanding and practice of the administrative process, from the other side requests for improvements have been collected. This mainly concerns the usability of the framework especially in case of collaborative simulation as well as score visualization and management. This validation provides a positive assessment of the simulation and monitoring framework and a very important starting point for the next release of the learning system.

¹Italian law D.P.R. 160/2010 in the article 7.

6 CONCLUSIONS

In this paper, a simulation and monitoring framework for learning is presented with a particular focus on the definition of its components and main functionalities. The proposed framework supports collaboration and social interactions, as well as process visualization, monitoring of learning activities and assessment. The proposed approach includes gamification concepts that are applied to the simulation of tasks and activities of the business process to be learned, so to engage users while training them. Evaluation scores related to both the simulation sessions and the overall business process simulation are defined and computed by the proposed simulation and monitoring framework for learning assessment purposes.

The application of the proposed framework to a case study developed inside the Learn PAD project in the context of Marche Region public administration evidenced its importance in improving the understanding and practice of the administrative process, as well as the possibility of executing collaborative simulation and providing learners assessment. Moreover, this real case study also provided important feedback for the improvement and extension of the framework itself during the project duration. Specifically, in the future we plan: i) to refine the design of some parts of the architecture, such as the Test Data Repository and Robot; ii) improve usability concepts of the framework as well as the evaluation score visualization and management; iii) provide others learner's evaluation scores that could take into account also the number of errors made during the execution of a path; and finally iv) evaluate the industrial significance and benefits of the proposed framework in different application areas of technology enhanced learning.

ACKNOWLEDGEMENTS

This work has been partially funded by the Model-Based Social Learning for Public Administrations project (EU FP7-ICT-2013-11/619583).

REFERENCES

- (2015). Activiti BPM Platform. <http://activiti.org/>.
- Adesina, A. and Molloy, D. (2010). Capturing and monitoring of learning process through a business process management (bpm) framework. In *Proc. of 3rd International Symposium for Engineering Education*.
- Ali, L., Hatala, M., Gašević, D., and Jovanović, J. (2012). A qualitative evaluation of evolution of a learning analytics tool. *Computers & Education*, 58(1):470–489.
- Anderson, P. H. and Lawton, L. (2008). Business simulations and cognitive learning: Developments, desires, and future directions. *Simulation & Gaming*.
- Bertoli, P., Dragoni, M., Ghidini, C., Martufi, E., Nori, M., Pistore, M., and Di Francescomarino, C. (2013). Modeling and monitoring business process execution. In *Proc. of Service-Oriented Computing*, pages 683–687. Springer.
- Blumschein, P., Hung, W., and Jonassen, D. H. (2009). *Model-based approaches to learning: Using systems models and simulations to improve understanding and problem solving in complex domains*. Sense Publishers.
- Brocke, J. v. and Rosemann, M. (2014). Handbook on business process management 1: Introduction, methods, and information systems.
- Calabrò, A., Lonetti, F., and Marchetti, E. (2015a). Kpi evaluation of the business process execution through event monitoring activity. In *Proc. of Third International Conference on Enterprise Systems*.
- Calabrò, A., Lonetti, F., and Marchetti, E. (2015b). Monitoring of business process execution based on performance indicators. In *Proc. of 41st Euromicro-SEAA*, pages 255–258.
- Clark, R. C. and Mayer, R. E. (2011). *E-learning and the science of instruction: Proven guidelines for consumers and designers of multimedia learning*. John Wiley & Sons.
- Crookall, D. (2010). Serious games, debriefing, and simulation/gaming as a discipline. *Simulation & gaming*, 41(6):898–920.
- Jansen-Vullers, M. and Netjes, M. (2006). Business process simulation—a tool survey. In *Workshop and Tutorial on Practical Use of Coloured Petri Nets and the CPN Tools, Aarhus, Denmark*, volume 38.
- Kapp, K. M. (2012). *The gamification of learning and instruction: game-based methods and strategies for training and education*. John Wiley & Sons.
- LearnPAD. Model-Based Social Learning for Public Administrations European Project (EU FP7-ICT-2013-11/619583). <http://www.learnpad.eu/>.
- Maggi, F. M., Montali, M., Westergaard, M., and Van Der Aalst, W. M. (2011). Monitoring business constraints with linear temporal logic: An approach based on colored automata. In *Business Process Management*, pages 132–147. Springer.
- Zribi, S., Calabrò, A., Lonetti, F., Marchetti, E., Jorquera, T., and Lorré, J.-P. (2016a). Design of a simulation framework for model-based learning. In *Proc. of Modelsward*.
- Zribi, S., Jorquera, T., and Lorré, J.-P. (2016b). Towards a flexible gamification model for an interoperable e-learning business process simulation platform. In *Proc. of I-ESA*.