

Evolutionary Nonlinear Model Output Statistics for Wind Speed Prediction using Genetic Programming

Kisung Seo and Byeongyong Hyeon

Department Electronic Engineering, Seokyeong University, Jungneung-Dong 16-1, Sungbuk-Gu, Seoul, South Korea

Keywords: Wind Speed Prediction, Nonlinear MOS, Genetic Programming.

Abstract: Wind speed fluctuates heavily and affects a smaller locality than other weather elements. Wind speed is heavily fluctuated and quite local than other weather elements. It is difficult to improve the accuracy of prediction only in a numerical prediction model. An MOS (Model Output Statistics) technique is used to correct the systematic errors of the model using a statistical data analysis. Most previous MOS (Model Output Statistics) used a linear regression model, but they are hard to solve nonlinear natures of the weather prediction. In order to solve the problem of a linear MOS, a nonlinear compensation technique based on evolutionary computation is introduced as a new attempt. We suggest a nonlinear regression method using GP (Genetic Programming) based symbolic regression to generate an open-ended nonlinear MOS. The new nonlinear MOS can express not only nonlinearity much more extensively by involving all mathematical functions, including transcendental functions, but also unlimited orders with a dynamic selection of predictors due to the flexible tree structure of GP. We evaluate the accuracy of the estimation by GP based nonlinear MOS for the three days wind speed prediction for Korean regions. The training period of 2007-2009, 2011 year is used, the data of 2012 year is for verification, and 2013 year is adopted for test. This method is then compared to the linear MOS and shows superior results.

1 INTRODUCTION

Due to the development of information technology, the collection of a huge weather data becomes easier. The installation of AWS (Automatic Weather Station) is increasing continuously, which can observe data of weather elements such as temperature, precipitation, and wind speed automatically via sensors and computers. Thus the importance of numerical prediction weather models using long term statistical data has increased. The necessity for reliable predictions for weather and meteorological information about the future atmospheric state is essential (Kim, 2002).

UM (Unified Model, United Kingdom Met Office) developed in the UK, is widely used in the world as a forecast model. However, most of the NWP models including UM cannot predict wind speed accurately because of the intense fluctuations and local variations by region. Therefore, a compensation technique such as MOS is required to enhance the accuracy of prediction outputs for numerical models (Glahn 1972, Termonia 2007, Vannitsem 2008, Yu 2011). The MOS technique

aims at correcting current forecasts based on statistical information gathered from past forecasts. A few indices (temperature, relative humidity, wind speed and wind direction) are expected to be improved by the MOS, compared to the UM forecast alone.

A regression analysis based technique using MLR, PLSR, and PCR (Palutikof, 2002) was studied to predict wind speed for a northwest region of Europe. Prediction method using an improved time series and Wavelet technique on wind speed and wind pressure was proposed (Liu, 2009). The linear regression methods are still widely used in those systems. The MOS currently used in KMA for short-range prediction of temperature has adopted a linear regression too.

However, most of the previous approaches are based on the linear models, there is a limitation in the optimization of the prediction model. Further, a linear regression is not adequate to represent non-linear behaviors between MOS and predictor variables. Moreover, this approach requires the fixed and entire number of predictor variables to construct a regression model regardless of various locations,

seasons, and time intervals, but it may not be efficient to use same and entire variables in the regression model for different conditions. Therefore, it has fundamental limitations to manage the highly complex nature of weather predictions.

Some artificial neural network based approach was conducted to reduce prediction error for wind speed (Sweeney, 2011). However, this method can represent nonlinear behaviors of the model, but it still requires the fixed and entire number of variables. Also, it only gives a set of connection weights among nodes, as a result, which is not explainable like a black box.

To overcome these problems of existing approaches, we have proposed a seemingly more efficient approach that optimizes a compensation model for temperature predictions through nonlinear combinations of potential predictors using GP (Genetic Programming) (Koza, 1992). Genetic Programming is an evolutionary optimization technique based on Darwinian principles, which enables to represent the flexible structures of the model. GP based nonlinear regression can effectively search open-ended space for order and coefficient of equations with smaller variables. It is also a powerful means to generate open-ended high-order equations and complex nonlinear forms using transcendental functions. This allows it to solve the limitations of a linear regression model.

In this paper, a generation technique of the nonlinear regression model for MOS using Genetic Programming is proposed. A GP based symbolic regression approach is used to perform a nonlinear regression for correcting (or compensating) a wind prediction model. This paper is organized as follows. Section 2 introduces a genetic programming based method for non-linear MOS. Section 3 describes a notion of numerical weather prediction. Section 4 presents experimental results of temperature forecast for Korean regions by the proposed GP_MOS method, and Section 5 concludes the paper.

2 AWS, UM, AND MOS

2.1 AWS

An AWS (Automatic Weather Station) is to enable measurements for weather elements from remote areas. An AWS will typically consist of a weather-proof enclosure containing the data logger, rechargeable battery, telemetry and the meteorological sensors with an attached solar panel or wind turbine and mounted upon a mast. Most

automatic weather stations have a thermometer for measuring temperature, anemometer for measuring wind speed, wind vane for measuring wind direction, hygrometer for measuring humidity, and barometer for measuring atmospheric pressure. 600 AWSs are available in South Korea as shown in Figure 1 (Korea Meteorological Administration). Darker colors mean higher altitude.

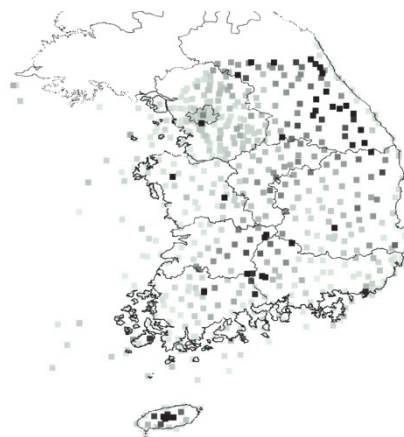


Figure 1: Map of AWS stations in Korea.

2.2 UM

The UM (Unified Model) is a numerical weather prediction and climate modeling tool originally developed by the United Kingdom Met Office, and now both used and further developed by many weather-forecasting agencies around the world.

Table 1: Potential Predictors.

Types	Potential Predictors
Air Temperature	TS, T8, T7, T5
Thickness	DZ18, DZ17, DZ85
Dew-point	TDD8, TDD7, TDD5
Relative humidity	RH8, RH7, RH5
Mean RH	MRH17, MRH15, MRH85
Zonal wind	US, U8, U7, U5
Meridional wind	VS, V8, V7, V5
Wind speed	WSS, WS8, WS7, WS5
Wind direction	WDS, WD8, WD7, WD5
Lapse rate	LR87, LR85
Total rain amount(3hr accumulated)	PCP
Etc.	KI, SWTI

The KMA (Korea Meteorological Administration) has an operational 12km resolution global forecasting system utilizing the Unified Model. The UM is run twice a day (00 and 12 UTC) producing forecasts from 6 hours to 66 hours at a 3 hours interval. The total 37 potential predictors of UM that were employed in our work including temperature, humidity, wind speed and accumulated rainfall as shown in Table I.

2.3 MOS (Model Output Statistics)

Numerical weather prediction models contain numerous parameterizations for physical processes and numerical stability. Parameterizations are based on physical laws, but typically contain parameters whose values are not known precisely.

The MOS technique aims at correcting current forecasts based on statistical information gathered from past forecasts. In its most popular form, it is based on a linear relation between the reference variables that we want to predict a set of model predictors at a certain lead time. The MOS currently used in KMA for short term prediction of temperature has adopted a linear regression with equation (1). It consists of a linear combination of predictors (or predictor variables). It is a compensated amount for the corrected forecast.

$$\Delta WSS = a_1 VAR_1 + a_2 VAR_2 + \dots + a_N VAR_N \quad (1)$$

where, VAR_i , $i=1, \dots, N$, represents one of the potential predictors in Table 1.

As before mentioned in the introduction, one of the problems with this method is that the entire large number of predictor variables should be included to construct a MOS model for diverse situations. It may be suffering from multicollinearity which the coefficient estimates of the multiple regression may change erratically in response to small changes in the model or the data by multiple predictor variables in a regression model are highly correlated. The other problem is that the above linear operation is inappropriate to model non-linear relationships between the MOS for temperature prediction and its predictor variables.

3 GENETIC PROGRAMMING BASED MODEL OUTPUT STATISTICS

In recent years, evolutionary optimization techniques based on Darwinian principles have

become popular to solve complex NP hard problems. Genetic programming is an extension of the genetic algorithm and can manipulate variable-sized entities. The tree representation of GP chromosomes, as compared with the string representation typically used in GA, gives GP more flexibility to encode solution representations for many model design and optimization applications.

The GP algorithm starts with an initial population of arbitrarily generated individuals. These individuals, represented by trees, consist of functions and terminals that are suitable for a specific problem. GP builds new trees by repeatedly selecting from a function set (the collection of items, which may appear as nodes in a tree) and stringing them together. The termination criterion may include a maximum number of generations to be run as well as a problem-specific success predicate. Next, each individual of the population is classified by a fitness function that is defined by the programmer and obtains the aptitude of the individual during the course of its adaptation. As such, a new population is created by applying the genetic operators of reproduction, crossover and mutation to individuals that are selected according to their performance, and the previous generation is replaced.

The most commonly used form of crossover is subtree crossover. Given two parents, subtree crossover randomly (and independently) selects a crossover point (a node) in each parent tree. Then, it creates the offspring by replacing the subtree rooted at the crossover point in a copy of the first parent with a copy of the subtree rooted at the crossover point in the second parent, as illustrated in Figure 2. The most commonly used form of mutation in GP (which we will call subtree mutation) randomly selects a mutation point in a tree and substitutes the subtree rooted there with a randomly generated subtree. This is illustrated in Figure 3.

An example of GP MOS regression by the GP tree is shown in Figure 4. Compared to the equation (1) of the linear regression, a GP based MOS can

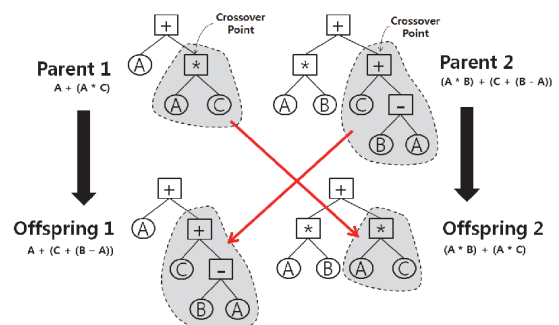


Figure 2: Crossover operation of GP.

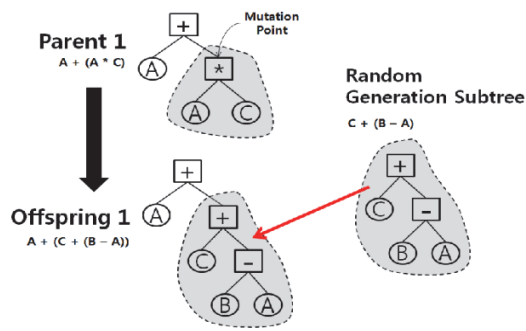


Figure 3: Mutation operation of GP.

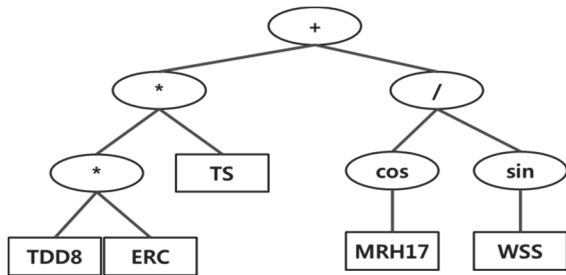


Figure 4: Example of an individual by GP tree.

express nonlinearity much more flexible by involving multiplication, division, sinusoidal functions, and user defined functions. Therefore, it is possible to generate open-ended high-order equations and complex nonlinear forms using a tree structure. It allows to solve the limitations of a linear regression approach also.

Especially, the fundamental problem of pre-selection for potential predictors can be naturally solved in the GP based approach, since dominant predictors are extracted automatically through the evolution process of genetic programming. That means all candidates of predictors are considered without excluding some potential predictors in

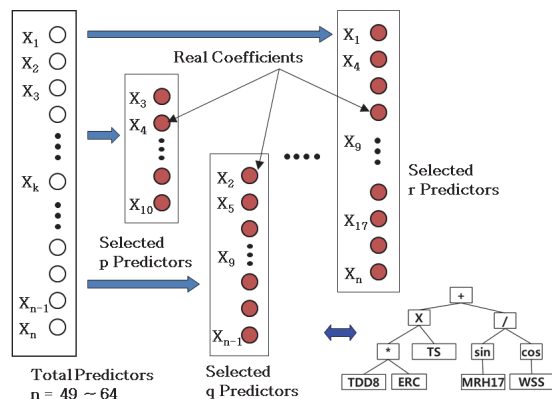


Figure 5: Natural Selection of Predictors in GP Evolutionary Process.

advance. Therefore the possibility of optimized selection of potential predictors is much higher than in the case of predetermined predictors.

Every solution of the GP based MOS does not necessarily have the same predictors, because not only the size and shape of the GP tree for optimized solutions are different but also selected predictors are varied for each solution. Therefore, we can generate a tailor-made compensation equation for various locations in a wide range of periods which have different characteristics. The natural selection by evolutionary process is illustrated in Figure 5.

4 EXPERIMENTS AND RESULTS

4.1 Experimental Setup

The GP programs were run on a Intel Core I7 3770 3.4GHz with 8GB RAM using lil-gp (Zongker 1995). The GP parameters used for the GP_MOS generation were as follows:

- Population sizes: 200
- Max generation: 200
- Initial Tree Depth: 2-3
- Initial Tree Method: Half and Half
- Max Depth: 10
- Crossover Rate: 0.9
- Mutation Rate: 0.1

The function set for the proposed GP-based MOS involves following 6 arithmetic operators, and the terminal set includes 64 potential predictors as shown in Table 1.

Function = {+, *, -, /, avg, wf1, wf2, cosine, sine}
 Terminal = {64 predictor variables}.

The set of primitive functions should be sufficient to allow for a solution of the problem at hand, but there are typically many possible choices of operators-sets that meet this condition. Through preliminary experiments, the function set above is selected. Here, avg denotes the arithmetic mean of two variables, wf1 and wf2 are the weighted sum of two predictor variables, wf1 uses 0.3 for the first variable and 0.7 for the first variable, wf2 uses 0.4 and 0.6.

$$fitness = \sqrt{\frac{\sum_{i=1}^{Days} (KLAPS_i - GP_WSS_i)}{Days}} \quad (2)$$

$$GP_WSS_i = WSS_UM_i + \Delta WSS_GPMOS_i$$

The fitness function of the GP based wind speed prediction is defined to minimize the RMSE (Root

Mean Square Error) for temperature prediction between KLAPS reference data and forecast data obtained by the GP based compensation technique. It is described in equation (2), where WSS_UMi is the wind speed obtained by UM.

4.2 Experimental Results

Performance indices of RMSE(Root Mean Square Error), ME(Mean Error), and MAE(Mean Absolute Error) are calculated for comparisons between the linear regression method and the proposed GP method. The total average results of all 600 locations for the test period show that the nonlinear GP method is superior to the linear regression method in most of the indices as we expected. The average RMSE of GP is 1.615 and Linear Regression is 2.556, showing an improvement of 36.8%, both are better than of UM remarkably. Although the average BIAS of GP is 0.387 which is a little larger than 0.279 of Linear Regression, the MAE of GP 1.201 is far better than of the respective value of the linear regression method. The summary of comparison results is shown in Table 2.

Table 2: Summary of Comparisons for RMSE among UM, Linear, Regression and GP.

	RMSE (SD) min ~ max	BIAS (SD) min ~ max	MAE (SD) min ~ max
UM	4.215 (1.558) 1.085~ 7.433	-2.565 (2.239) -6.487~ 5.965	3.420 (1.352) 0.791~ 6.493
UM + Linear Reg.	2.556 (0.709) 0.883~ 7.3	0.279 (0.805) -4.069~ 6.372	1.938 (0.577) 0.536~ 6.392
UM + GP	1.615 (0.599) 0.439~ 4.816	0.387 (0.544) -4.026~ 3	1.201 (0.466) 0.273~ 4.06

The comparison results of average RMSE in the test experiment for 12 UTC among UM, MLR and GP_MOS forecast every 3 hours are shown in Figure 6. The numeric results represent performances among UM, Linear Regression and GP-MOS comparing with KLAPS reference data for 21 intervals from +06h to +66h. It is shown that the average RMSEs of GP for 3-days (06h~66h) forecast intervals are also is better than of UM and

MLR. The ranges of maximum and minimum deviations for RMSE of GP are far less than of UM and MLR in all the time intervals.

Interestingly, the wave pattern of results by time occurs periodically. RMSE values of UM in the night and morning time (+18h, +39h~45h, +63h~66h) are higher than others. It was found that RMSE values of GP and MLR are less susceptible to the forecast time period and show slightly opposite wave patterns compared to that of UM.

Figure 7 shows the comparisons of average BIAS among UM, MLR and GP for 3-days forecast intervals. The BIAS of UM is in the negative direction, BIAS of MLR and GP are in the positive direction. The BIAS values of GP are a little larger than of MLR, though different in each interval, but are distributed quite lower than that of UM.

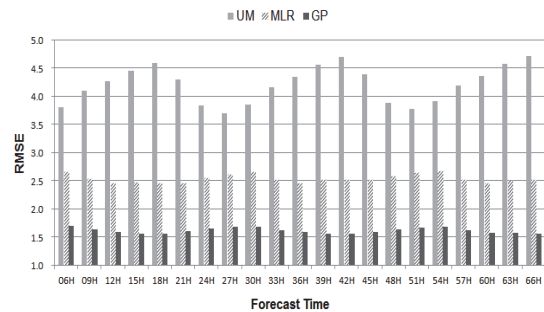


Figure 6: RMSE of Wind Speed prediction for UM, MLR and GP in entire AWS locations at 12 UTC.

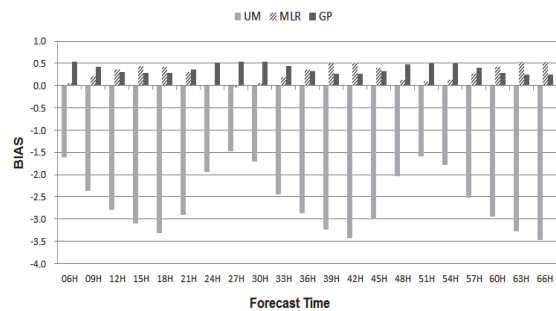


Figure 7: BIAS of Wind Speed prediction for UM, MLR and GP in entire AWS locations at 12 UTC.

5 CONCLUSIONS

In order to improve wind speed prediction, a new nonlinear MOS technique, based on symbolic regression using Genetic Programming, has been proposed and compared to a linear regression method. Enormous experiments were executed for 600 AWS locations in South Korea with 21 intervals.

Learning was performed in the period of 2007-2009, 2011 year is used, the data of 2012 year is for verification, and 2013 year is adopted for test. The GP method showed superior results than the results of linear regression method in average RMSE and MAE.

It becomes clear that the proposed GP based method is quite competitive with the results of linear based MOS used in KMA. Further study will aim at the refinement of the predictor and operator selection and improvement Evolutionary search process. This provides some support for the conjecture that nonlinear and open-ended MOS will be a promising approach for weather prediction.

REFERENCES

- Glahn, H. R. and Lowry, D. A.: The use of model output statistics (MOS) in objective weather forecasting, *J. Appl. Meteor.*, 11, 1203–1211, 1972.
- Korea Meteorological Administration, <http://www.kma.go.kr>.
- Koza, J. R.: *Genetic Programming: On the Programming of Computers by Natural Selection*, MIT Press, Cambridge, 1992.
- Kim, Y.-S., Park, O.-R., and Hwang, S.-O.: Real time Operation of the Korea Local Analysis and Prediction System at METRI, *Asia-Pacific J. Atmos. Sci.*, 38, 1-10, 2002.
- Liu H., Tian H., Chen C., Li Y.: A hybrid statistical method to predict wind speed and wind power, *Renew. Energ.*, 35, 1857-1861, 2009.
- Palutikof, J. P., Holt, T., Osborn, T.J.: Seasonal forecasting of strong winds over Europe, *Symposium on global change and climate variations*, vol. 13, 125-128, 2002.
- Sweeney C. P., Lynch P., Nolan P.: Reducing errors of wind speed forecast by an optimal combination of post-processing methods, *Met. Apps*, 20, 32-40. 2011.
- Termonia, P. and Deckmyn, A.: Model-inspired predictors for model output statistics, *Mon. Weather. Rev.*, 135, 3496–3505, 2007.
- United Kingdom Met Office's website : <http://www.metoffice.gov.uk>.
- Vannitsem, S.: Dynamical Properties of MOS Forecasts: Analysis of the ECMWF Operational Forecasting System, *Weather Forecasting*, 23, 1032-1043, 2008.
- Yu, X., Park, S.-K., Lee, Y.-H., Ahn, K.-D., and Choo, S.-H.: The gridding of MOS for high resolution forecasting, *The fifth Korea-Japan-China Joint Conference on Meteorology*, 18-21, 2011.
- Zongker, D. and Punch, B.: *Lil-GP User's Manual*, Michigan State University, 1995.