

A New Flexible Method for Advising Metamodel Matching

Lamine Lafi¹, Jamel Feki² and Slimane Hammoudi³

¹University of Gabès, Laboratory Miracl, Gabès, Tunisia

²University of Sfax, Laboratory Miracl, Sfax, Tunisia

³ESEO, Ecole Supérieure de l'Ouest, Angers, France

Keywords: Metamodel Matching, Metamodel Benchmarking, Decision Tree, Expert Assistance, Score Measure.

Abstract: One relevant issue in metamodel matching is how to select the most suitable matching technique to execute for a given couple of metamodels, and how to adjust parameters (e.g., threshold, F-measure, quality). In this paper, we present a flexible method for selecting the most appropriate metamodel matching technique for a given couple of metamodels. The proposed method assists the user to choose the most suitable matching technique that provides good quality of matches. This method relies on a new quality metric called Score and, on using a decision tree. In order to validate our method, we conduct experimental results on ten real-world metamodels and four recent matching techniques.

1 INTRODUCTION

Matching different data sources (Schema matching, ontology, and recently metamodel matching) has become a critical issue to enable the generation of transformation rules in the Model Driven Engineering (MDE) technology. However, some processes needed for these matching and transformation cannot be entirely automated due to their complexity. Among these processes, one relevant is mapping which became, since more than a decade, a main topic of research in order to its automation (Kappel, 2007), (Falleri, 2008-1), (De souza, 2009), (Garces, 2009). It tackles the problem of finding correspondences between elements of two metamodels (Lopes, 2006). In the literature, several issues around MDE have been studied and subjected to intensive research, e.g. modeling languages (Bézivin, 2004), (Blanc, 2005), model transformation languages (OMG, 2005), mapping between metamodels (Hammoudi, 2005).

Many efforts have been invested over the past two decades to develop software tools for mapping metamodels; the proposed tools aim to automatically discover mappings between metamodel elements. However, they perform matching based on specific criteria, such as large-scale scenario (i.e., size of metamodels, metamodels type, user preferences) or complex mapping discovery (i.e., inequivalence size of metamodels, metamodels from different

area).

Unlike research on alignment patterns (Rahm, 2001), (Do, 2007) or ontologies (Shvaiko, 2005), (Feiyu, 2007), (Rosoiu, 2011), and to the best of our knowledge, there is lack of platforms for evaluating these tools in order to compare their results and identify those best suited for a given scenario (i.e., couple of metamodels to be matched). This situation does not facilitate, for a given scenario, the choice of an appropriate matching technique that finds the maximum of good correspondences between metamodel elements. In a previous work (Lafi, 2013-1), we have proposed a software tool for the assessment of metamodel matching techniques.

However, this tool lacks a feature to recommend to the expert-user a matching technique that finds the best matches for a given matching scenario. To overcome this shortcoming, we define a new quality measure called *Score* which aims to assist the expert-user to select one among several available matching techniques; i.e., the technique that produces good results.

This new *Score* quality measure is calculated based on conventional similarity measures (i.e., Precision, Recall, F-measure and Overall). Then, in order to exploit the different values of the Score metric by several combinations of scenarios with matching techniques, we elect the concept of decision tree. The use of decision tree will help deciding what technique of matching is more

suitable, and then recommended it, for a metamodel matching scenario.

This paper is organized as follows: Section 2 positions our work and motivates our contribution for metamodel matching techniques planner. Section 3 overviews the proposed method to assist expert-users to select a suitable matching technique for a given scenario. It focuses on the definition of the new Score measure and decision tree, in addition to highlighting their usefulness. The experimental results showing the effectiveness of our method are presented in Section 4. Finally, Section 5 summarizes our contribution and suggests some immediate perspectives.

2 RELATED WORK AND MOTIVATIONS

The problem of finding mappings between database schemas (Rahm, 2001), (Shvaiko, 2005), (Do, 2007), ontology alignment (Feiyu, 2007), (Rosoiu, 2011), XML schemas or documents and more recently between metamodels (Kappel, 2007), (Falleri, 2008-1), (De souza, 2009), (Chukmol, 2005) has been widely addressed during the last decade. However, there are few works that addressed the evaluation of metamodel matching techniques as (Lafi, 2013-1), (Lafi, 2011). In (Kappel, 2007), the authors propose an approach called “lifting”, allowing transforming the source and target metamodels into equivalent ontologies. This approach proposes a framework for metamodel matching thanks to a transition of ModelWare into OntoWare. Once the matching task is over, the transition of the ontology mapping into a weaving model is performed. In the same work (Kappel, 2007), the authors concentrate on evaluating schema-based matching tools. Indeed, they are using the data provided by metamodels (Element-level) but not data issued from models (instance-level) to find equivalences between metamodels elements.

In (Falleri, 2008-1), before applying the Similarity Flooding (SF) alignment algorithm, a transformation phase is required; it transforms the source and target metamodels into directed labeled graphs called graph source (Gsource) and graph target (Gtarget) respectively. Along this transformation phase a set of six strategies to encode the metamodel into such a graph has been suggested. In this paper, we restrict ourselves to only three among these six strategies namely: Standard, Saturated, and Flattened. We have elected these

strategies since they give the best quality measures according to (Falleri, 2008-1). SF is a generic alignment algorithm that allows calculating the correspondences between the nodes of two labeled graphs (Melnik, 2002). It is based on the following intuition: If two nodes stemming from two graphs have been determined as similar, therefore there would be strong opportunities for the neighboring nodes to be similar too. SF applies five successive phases on the input labeled graphs and then generates an alignment between a source metamodel and a target metamodel.

The contribution of (De souza, 2009) to this field of metamodel matching is an algorithm that uses structural comparison between a class and its neighboring classes in order to select equal or similar classes from the source and target metamodels. This algorithm is an extension and enhancement of the algorithm presented in (Chukmol, 2005); it is implemented in the Semi-Automatic Matching Tool for Model Driven Engineering (SAMT4MDE) which is capable of semi-automatically creating mapping specifications and making matching suggestions that can be evaluated by expert-users. This provides more reliability to the matching process which becomes less error-prone. The Extended Semi-Automatic Matching Tool for Model Driven Engineering (SAMT4MDE+) can identify structural similarities between metamodels elements. However, elements are matched based on their structure without sharing the same meaning; this may lead to semantic mismatches. This lack about element meaning leads the tool to find false positives, i.e., derived unrealistic correspondences.

AtlanMod Matching Language (AML) is a model adaptation technique that adapts models in three steps (Garces, 2009). In the first step, AML computes equivalences and changes between two input metamodels MM1 and MM2. The second step translates the output of the previous step into an adaptation transformation using HOT model transformations (High Order Transformations). Finally, the adaptation transformation is executed to produce a mapping model.

To conclude with this state of the art, we notice despite most of these approaches use techniques that improve the measures of quality and the reliability of the matching process, no attempts have been made so far towards a comparative study of these techniques. This had motivated us to propose an approach for the evaluation of metamodel matching techniques and benchmarking (Lafi, 2013-1) where the first step was the design of the whole

architecture for this approach. This architecture has two main components: *i)* Metamodel matching evaluation and benchmarking, and *ii)* Generation of transformation rules. In particular, we discussed various aspects that contribute to the match quality obtained as the result of an evaluation. Recently, we have compared four recent metamodels matching techniques to build the prototype M²BenchMatch (MetaModel Benchmark Matching tool) of our benchmark presented in (Lafi, 2013-2). However, M²BenchMatch software tool has a main drawback: it does not assist the expert-user to select a matching technique that guarantees good results for a given matching scenario. In this paper, we continue to enrich our benchmark with adding a new feature that addresses the user-expert assistance. In addition, we can incrementally build a complete repository of metamodel matching techniques and news metamodels.

In this paper we are particularly interested in studying how to assist the expert-user in selecting the process of metamodels matching. In short, we aim to advise a well-founded decision for the following question: *What technique should be adopted for a given pair of input metamodels to be matched?*

For this assistance we propose a generic method which has the merit to be extensible to new evaluation criteria, new metamodel matching techniques, new quality metrics. It is based on a new measure called Score and the usage of decision trees (c.f., Section 3.1). The necessity of defining the Score measure was dictated by the conclusions drawn from our previous works (Lafi, 2013-1), (Lafi, 2013-2).

3 OVERVIEW OF THE PROPOSED METHOD

Figure 1 depicts the proposed method for assisting the user to choose a suitable matching technique for a given scenario. This method is built on the M²BenchMatch tool (Lafi, 2013-2), (Lafi, 2013-3) for the assessment of metamodel matching techniques.

M²BenchMatch accepts as input a set of one or several couples of metamodels noted MM (c.f., Figure 1), a set of one or several matching techniques MT (c.f., Figure 1), and all their characteristics. As output, it returns a set of quality metrics for each combination MM-MT (Lafi, 2013-1), (Lafi, 2013-3), even when one or both of the

couple of metamodels or the matching technique are newly inserted into the tool.

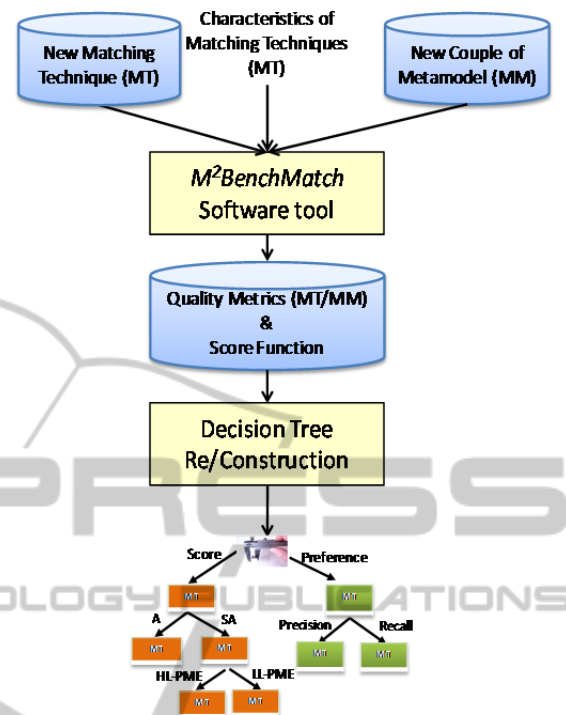


Figure 1: Decision Tree Construction.

These quality measures are very useful for Re/construction of the decision tree which will be used to assist the expert-user to choose the most appropriate matching technique for a given scenario (i.e., available couple of metamodel, new couple of metamodel). Initially in our M²BenchMatch tool we have studied four techniques ModelCVS, SF, SAMT4MDE+ and AML applied on ten well known couples of metamodels. For the first two techniques the Ecore Alignment model is obtained immediately after the execution of the matching process, whereas for SAMT4MDE+ and AML the matching process produces a first mapping model which will be updated, adapted and validated by the expert-user. We can advise that mapping model allows the expert to accept, discard or modify the obtained mappings, along with specifying correspondences which the matcher was unable to find. It produces the Ecore Alignment model ready for the generation of a complete evaluation. The Evaluation enables the expert to compare the results of several matching techniques applied on the same pair of input metamodels. It is based on quality metrics (Precision, Recall and F-measure) (Do, 2002) in order to identify the appropriate matching technique

that guarantees the generation of good results. The Comparison with a reference is useful when the expert assesses a new metamodel matching technique or a new couple of metamodel in order to incorporate and add it into the repository of M²BenchMatch. So when the expert-user would like to add and evaluate a new couple of metamodel, the matching process will be executed on the four techniques available on M²BenchMatch tool, in order to produce all quality metrics with all techniques, this latter helps to the Re-construction of the decision tree. In the same way, when new matching technique should be added by the expert-user to our tool, then this new technique will be executed on all pairs of metamodels. The news quality measures obtained are very required to the Re-construction of the decision tree. In our case, the decision tree is deduced from quality metrics values obtained after the execution of matching algorithms in previous evaluation. It can be also built according to a new measure that we have called *Score* (c.f., Section 3.2).

3.1 Advantages of using Decision Tree

Several advantages of decision trees have been pointed out in the literature (Quinlan, 1987), (Rokach, 2010); mainly, they

- Are often used in context of identifying a strategy most likely to reach a goal, by modeling decisions and probable outcomes. In addition, they are easy to understand and interpret,
- Are self explanatory and when compacted (i.e., having a reasonable number of leaves) they become easy to follow,
- Can handle both nominal and numeric input attributes,
- Furthermore decision trees can be converted into a set of rules.

Now, if we want to illustrate the construction of decision tree based on quality metrics, then two alternatives are offered: *i*) Score-Measure based construction (c.f., Section 3.2 and Section 4.1), and *ii*) preference based construction where the expert-user favors a measure among Precision, Recall and F-Measure (α) (c.f., Section 4.2).

3.2 Score Measure

In order to assist the expert-user to choose one of the metamodel matching techniques, we develop a new measure called *Score* (c.f., formula (5)) that estimates the effectiveness of each metamodel matching technique. The calculation of this *Score* is

based on the four well-known measures (Do, 2002): Precision, Recall, F-Measure and Overall. We remember each of them hereafter:

$$\text{Precision} = \frac{|B|}{|B|+|C|} \quad (1)$$

It reflects the share of real correspondences among all found ones.

$$\text{Recall} = \frac{|B|}{|A| + |B|} \quad (2)$$

It specifies the share of real correspondences that are found.

$$\begin{aligned} \text{F-Measure} &= \frac{2 * |B|}{(|A| + |B|) + (|B| + |C|)} \\ &= 2 * \frac{\text{Precision} * \text{Recall}}{\text{Precision} + \text{Recall}} \end{aligned} \quad (3)$$

$$\text{Overall} = \text{Recall} * \left(2 - \frac{1}{\text{Precision}} \right) \quad (4)$$

To define the *Score* measure we have elected the Precision, Recall and Overall; we have intentionally excluded the F-Measure since it is non basic, i.e., derivable from Precision and Recall (c.f., formula (3)). In the calculation of the *Score*, the three measures are weighted. By default, the component measures of the *Score* are equally weighted (1/3).

However, in practice, this default weight could be changed by the skilled user to raise the role of one among these measures (c.f., Figure 3). In such a case, the *Score* will be reevaluated on all couples of metamodels available in the benchmark in order to find out one candidate technique.

$$\text{Score}(i, k) = \sum_{j=1}^n (|Vm_{ijk}| * W_j) \quad (5)$$

With:

n is the number of conventional measures used in the calculation of *Score*.

W_j represents the weight for measure j , with $W_j \in [0, 1]$.

$\sum_{j=1}^n W_j = 1$. Its default value is $1/n$.

Vm_{ijk} is the value of measure j obtained for a couple k of metamodels and a matching technique i . This value comes from the benchmark (Lafi, 2013-2), (Lafi, 2013-3). For some techniques applied on certain pairs of metamodels the Overall measure is negative (mainly when precision value is < 0.5); this can affect the *Score* values and then decreases the assistance of the expert. The absolute value $|Vm_{ijk}|$ alleviates this problem.

For a given couple of metamodels, thanks to the *Score*, we are able to advise an appropriate matching

technique (i.e., that provides ‘good’ satisfaction) to the expert-user according to their settings for weights.

If a pair of metamodels has the maximum value of Score throughout several matching techniques, M²BenchMatch interacts with the expert-user advising him which technique is preferable; to do so, (s)he should enter their preferences (e.g., automatic or semi-automatic matching technique, high or low level of post-matching effort).

In addition to the Score, we use a second measure called F-Measure (α) introduced in (Van Rijsbergen, 1979); it is useful to recommend metamodels matching techniques relying the decision on the Precision and Recall.

3.3 F-Measure (α)

F-Measure (α) is an α -weighted generic combination of the Precision and Recall; it is adopted from the information retrieval domain (Van Rijsbergen, 1979) and defined by formula (6).

$$F - Measure (\alpha) = \frac{Precision * Recall}{(1 - \alpha) * Precision + \alpha * Recall} \quad (6)$$

Where $\alpha \in [0, 1]$ and indicates the importance we wish to grant to Precision and Recall. The more the value of α is high the more the Recall is considered important than the Precision, and inversely. In particular if $\alpha = 0$ then F-Measure (α) = Recall, whereas when $\alpha = 1$ then F-Measure (α) = Precision. Note that F-Measure (α) $\in [0, 1]$.

In (Falleri, 2008-1), and in order to select the most appropriate configuration among the six configurations of the SF metamodel matching technique, the authors have set the value of α to 0.5; thus granting the same importance for Precision and Recall.

In the remaining of this paper, we will use the Score and F-Measure (α) in order to assist the expert-user to select a metamodel matching technique for a given scenario. This assistance will use decision tree.

3.4 Decision Tree for Matching Technique Selection

To decide which metamodel matching technique is suitable for a given pair of metamodels to be matched, we elaborate one decision tree on the basis of the quality measures (c.f., Figure 2).

In this decision tree, each internal node represents a name of a MM matching technique, and an edge between two nodes from n_i to n_j stands for a

condition to move from n_i to n_j .

As depicted in Figure 2, two branches are allowed: Score branch (left) of the tree (i.e., where the Score is calculated using a default value of weight $W_j=1/3$; c.f., Formula (5)) and Preference branch (right) of the tree (i.e., where the expert-user can be assisted based on Precision, Recall or F-Measure (α) according to his choices). Following the left branch, techniques numbered 3 and 4 (resp. SAMT4MDE+ and AML) are always recommended according to the level (high or low) of human Post-Matching effort desired by the expert-user.

On the other hand, for the Preference branch, four techniques numbered 1, 2, 3 and 4 are recommended (resp. SF, ModelCVS, SAMT4MDE+ and AML). Follow this right branch; three decisions can be made according to whether the expert-user favors the Recall, the Precision or F-Measure (α). For instance, favoring the Recall then three techniques are advised: SF (1), ModelCVS (2) and SAMT4MDE+ (3).

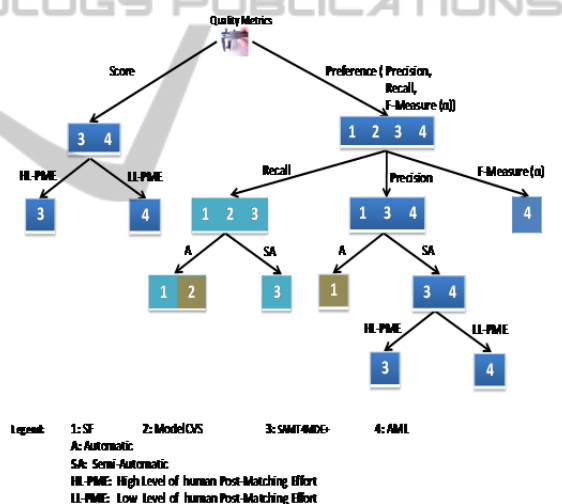


Figure 2: Decision Tree based on Quality metrics.

Note that both techniques SF and ModelCVS produce good results for certain scenarios (with some couples of metamodels and/or for certain configurations of SF). Nevertheless they sometimes produce poor results, even very low with ModelCVS.

For instance, if the expert-user gives more importance to Precision for example Precision=50%, Recall= Overall=25%, then this preferences will be represented in the right branch of the following decision tree (c.f., Figure 3).

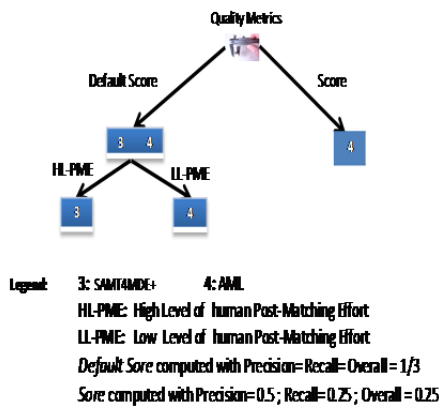


Figure 3: Score and Default Score Decision Tree.

3.5 Assisting the Matching of Metamodels via Decision Trees

The kernel of traditional matching tools is the aggregation measure, which combines the similarity values computed by different matching techniques. As this aggregation measure suffers from several drawbacks (c.f., section 2), our idea consists in using a decision tree instead.

Given a new couple of metamodels to be matched, our objective is to select and then apply the most appropriate matching technique for this couple; i.e., the matching techniques that gives good matching result. To do so, we appeal to decision tree. Decision trees are used in similar contexts in (OMG, 2005), they assist the expert-user during the selection of the best matching technique.

The decision and selection of the suitable matching technique are based on the quality metrics which are also influenced by the input metamodel size and the characteristics of each technique. This decision satisfies the condition and criteria on the edges that aims to access a next node when other criteria or preferences need to be considered when matching two metamodels using decision tree. According to this tree, the edge for which its condition is satisfied leads to the next tree node. This process will iterate until a leaf node is reached, indicating whether the matching technique should be recommended or not.

4 DEMONSTRATION AND EXPERIMENTS

In order to assist the expert-user for a given scenario or comparison of metamodel matching techniques,

we conduct an experimental evaluation based on the decision tree of figure 2. More accurately, we experiment the four techniques ModelCVS, SF, AML and SAMT4MDE+ on the ten couples of metamodels below, described in (Walderhaug, 2006), (Kappel, 2006), (Falleri, 2008-2), (Budinsky, 2003), (OMG, 2003) and (Fleurey, 2009):

Table 1: Ten couples of Metamodels.

| Couples of Metamodels | Size* |
|------------------------------------|--------|
| Ecore2Minjava2.0 | Large |
| Ecore2UML | Large |
| Webml2ODM | Small |
| traceabilityToolMM2traceRepository | Medium |
| etrace2traceabilityToolMM | Medium |
| Ecore2UML2.0 | Large |
| BibTeXa2BibTeXb | Small |
| Ecore2Minjava | Large |
| Ecore2Kermata | Large |
| Minjava2Kermata | Large |

(*) The size of a metamodel is the number of its elements (Classes, data type...). Small: size <80; Medium: 80 ≤ size <150; Large: size ≥150.

We are interested in these four techniques since they are recent and accessible through their software tools.

Note that both AML and SAMT4MDE+ enable the expert to intervene and improve the matching automatically obtained. Therefore, in order to insure that the evaluation is conducted in the same conditions for the four matching techniques we exclude expert interventions during these two techniques. This implies that matching results are not influenced by the expert skills. To conduct this evaluation, we provide two alternative measures for assisting the expert-user: *i*) Score-based (c.f., section 4.1), and *ii*) F-Measure (α)-based (c.f., section 4.2).

4.1 Score-based Measure for Assisting the Expert-user

Note that in our experiment we have chosen a default weight $W_j = 1/3$ for the three measures precision, recall, and overall in calculating the Score. If an expert-user wishes to privilege one of these three measures (e.g. accuracy, indicating that the correct number of mappings is more important to him) in Score calculation then he can set different weights. This is done through Score calculation using different weight.

Figure 4 shows the values of Score obtained for the four metamodel matching techniques. We note that

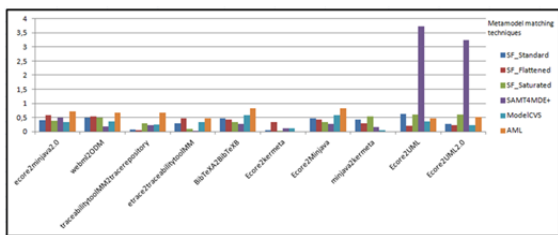


Figure 4: Score values produced with four techniques on ten couples of metamodels.

the SAMT4MDE + technique gives the highest Score for the two couples of metamodels Ecore2UML and Ecore2UML2.0. For the other couples, the AML technique has best Score values.

4.2 F-Measure (α) for Assisting the Expert-user

The F-Measure (α) measurement (cf., formulas (6)) is presented on the right branch of the decision tree (c.f., Figure 2) by the label preferences (Precision, Recall, F-Measure (α)). In this section we restrict ourselves only to the curve F-Measure (α), since Precision, Recall have been presented in (Lafi, 2013-1) and then used during the construction of tree.

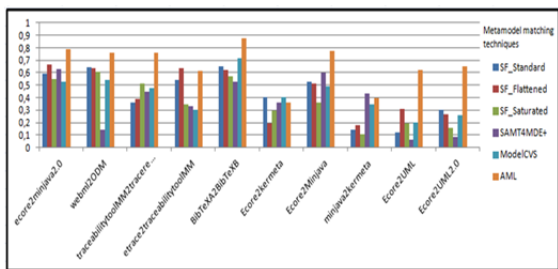


Figure 5: F-Measure (0.5) values produced with four techniques on ten couples of metamodels.

After testing we found that AML gives the best value of F-Measure (α) with most pairs of metamodels. Comprehensive results obtained by this technique are listed in Figure 5. At the end of these experiments, we recommend the technique AML, because that the results of the various measures are good in the most part case (F-Measure (α) close to 1; Score greater than 0.5).

Note that these results appear to be more important than those obtained through the alignment of XML schemas or ontologies. This is due to the intervention of the expert-user to correct, adapt and validate the suggestions of mapping produced by the technique SAMT4MDE+.

5 CONCLUSIONS

Metamodel matching stands for the keystone of the semi-automatic transformation process. In this paper, we have tackled one problematic closely related to this issue; indeed our objective was to assist expert users to select an appropriate matching technique for a given couple of metamodels to be matched. In order to reach this objective, we have presented a novel and flexible methodology for metamodel matching assistance; it relies on *i*) the definition of two new measures called Score, F-Measure (α), and *ii*) the use of decision tree. The Score measure reuses the standard quality metrics (Recall, Precision...); it returns a bonded value (in the range [0.1]) evaluating the efficiency of applying a given matching technique on a pair of metamodels. Whereas the decision tree concept is adopted to determine the most appropriate technique among all matching techniques available within our M²BenchMatch software tool (Lafi, 2013-2). Based on these two elements, the proposed flexible method improves matching quality. The flexibility comes from the flexibility of the Score function. Actually, two strategies are offered for the calculation of the Score according to whether the expert wants to privilege the standard Recall measure or not.

REFERENCES

Bézivin, J., Hammoudi, S., Lopes, D., Jouault, F.: Applying MDA Approach for Web Service Platform. *8th IEEE International Conference on EDOC*. Monterrey California, USA. pp. 58--70 (2004).

Blanc, X (Ed.1): MDA en action, Ingénierie logicielle guidée par les modèles. Paris, France: *EYROLLES* (2005).

Budinsky, F., Brodsky, S. A., Merks, Ed.: Eclipse modeling framework. Pearson Education (2003).

Chukmol, U., Rifaiem, R., Benharkat, N.: EXSMAL: EDI/XML Semi-Automatic Schema Matching Algorithm, *Proceedings of the Seventh IEEE International Conference on ECommerce Technology, IEEE Computer Society*, 422--425 (2005).

De Sousa, J., Lopes, D., Barreiro, C. D., and Abdelouahab, Z.: A Step Forward in Semi-automatic Metamodel Matching: Algorithms and Tool. In: *Filipe, J., Cordeiro, J. (eds.) Enterprise Information Systems. LNBP, vol. 24, pp. 137--148. Springer, Heidelberg* (2009).

Do, H. H., Erhard R.: Matching large schemas: Approaches and evaluation. *Inf. Syst.* 32 (6): 857--885 (2007).

Do, H. H., Melnik, S., Rahm, E.: Comparison of schema matching evaluations. In: *Web, Web-Services, and*

- Database Systems*. LNCS Vol. 2593, pp. 221--237. Springer (2002).
- Falleri, J. R., Huchard, M., Lafourcade, M., C. Nebut.: Metamodel matching for automatic model transformation generation. In: *Proceedings of MoDELS'08*, pp. 326--340 (2008-1).
- Falleri, J. R.: Minjava, <http://code.google.com/p/minjava/> (2008-2).
- Feiyu L.: State of the Art: Automatic Ontology Matching, *Research Report, School Of Engineering, Jonkoping, Sweden* (2007).
- Fleurey, F., Drey, Z., Vojtisek, D., Faucher, C., Mahé, V. Kermeta Language, *Reference Manual*. <http://www.kermeta.org/> (2009).
- Garces, K., Jouault, F., Cointe, P., Bezivin, J.: Managing Model Adaptation by Precise Detection of Metamodel Changes. In: *In Proc. of ECMDA 2009, Enschede, The Netherlands, Springer* (2009).
- Hammoudi, S., Lopes, D.: From Mapping Specification to Model Transformation in MDA: Conceptualization and Prototyping. In *MDEIS'2005, First International Workshop On Model Driven Development, Miami, USA*. pp. 15--23 (2005).
- Kappel, G., Kargl, H., Kramler, G., Schauerhuber, A., Seidel, M., Strommer, M., Wimmer, M.: Matching Metamodels with Semantic Systems – An Experience Report. In *BTW 2007, Datenbank systeme in Business, Technologie und Web*, pp. 38--52 (2007).
- Kappel, G., Kapsammer, E., Kargl, H., Kramler, G., Reiter, T., Retschitzegger, W., Wieland, S., Wimmer, M.: Lifting metamodels to ontologies: A step to the semantic integration of modeling languages. In Nierstrasz et al., pp. 528--542 (2006).
- Lafi, L., Feki, J., Hammoudi, S.: Metamodel Matching Techniques Evaluation and Benchmarking. In *International Conference on Computer Applications Technology (ICCAT'2013), Sousse, Tunisia*. ISBN 978-1-4673-5284-0 (2013).
- Lafi, L., Hammoudi, S., Feki, J.: Metamodel matching techniques in MDA: Challenge, issues and comparison, in *1st International Conference on Model & Data Engineering (MEDI'2011), LNCS volume 6918*, pp. 278--286, September (2011), Obidos-Portugal.
- Lafi, L., Feki, J., Hammoudi, S.: M²BenchMatch: An Assisting Tool for MetaModel Matching. In *International Conference on Control, Decision and Information Technologies (CoDIT'13), Hammamet, Tunisia* (2013-2).
- Lafi L., Feki, J., Hammoudi S.: Metamodel Matching Techniques: Review, Comparison and Evaluation, *International Journal of Information System Modeling and Design* (IJISMD 2013-3).
- Lopes, D., Hammoudi, S., De Souza, J., Bontempo, A.: Metamodel matching: Experiments and comparison. In *Proceedings of the International Conference on Software Engineering Advances (ICSEA'06), Tahiti, French Polynesia* (2006).
- Melnik, S., Garcia-Molina, Jr. H., Rahm, E.: Similarity Flooding: A Versatile Graph Matching Algorithm and Its Application to Schema Matching. In *Proceedings of the 18th international Conference on Data Engineering (February 26-2002). ICDE. IEEE Computer Society, Washington*, pp. 117--128 (2002).
- OMG UML. 2.0 superstructure final adopted specification. OMG Document reference ptc/03--08, 2 (2003).
- OMG. (2005): MOF QVT Final Adopted Specification, OMG/2005-11-01.
- Quinlan, J. R.: Induction of decision trees. *Mach. Learn.*, 1(1):81--106 (1987).
- Rahm, E., and Bernstein, P.: A survey of approaches to automatic schema matching. *VLDB Journal* 10(4): pp. 334--350 (2001).
- Rokach, L., Maimon, O.: Decision Trees. A book chapter of data mining and knowledge discovery handbook (2010).
- Rosoiu, M., Trojahn, C., Euzenat, J.: Ontology matching benchmarks: generation and evaluation. OM (2011).
- Shyaiko, P., Euzenat J.: A Survey of Schema-Based Matching Approaches. *J. Data Semantics IV*: pp. 146--171 (2005).
- Van Rijsbergen, C.J.: *Information Retrieval. 2nd edition, 1979, London, Butterworths*.
- Walderhaug, S., Johansen, U., Stav, E., Aagedal, J.: Towards a generic solution for traceability in MDD. In *ECMDA Traceability Workshop* (2006).