

Using Formal Concept Analysis to Extract a Greatest Common Model

Bastien Amar¹, Abdoukader Osman Guédi^{1,2,3}, André Miralles^{1,3},
Marianne Huchard³, Thérèse Libourel⁴ and Clémentine Nebut³

¹*Tetis/IRSTEA, Maison de la Télédétection, 500 Rue J.-F. Breton 34093, Montpellier Cdx 5, France*

²*Université de Djibouti, Avenue Georges Clemenceau, BP 1904, Djibouti, Republic of Djibouti*

³*LIRMM, Univ. Montpellier 2 et CNRS, 161, rue Ada, F-34392, Montpellier Cdx 5, France*

⁴*Espace Dev, Maison de la Télédétection, 500 Rue J.-F. Breton 34093, Montpellier Cdx 5, France*

Keywords: Formal Concept Analysis, FCA, Greatest Common Model, GCM, Pesticide, Environmental Information System, Model Factorization, Core-concept, Domain-concept.

Abstract: Data integration and knowledge capitalization combine data and information coming from different data sources designed by different experts having different purposes. In this paper, we propose to assist the underlying model merging activity. For close models made by experts of various specialities, we partially automate the identification of a Greatest Common Model (GCM) which is composed of the common concepts (core-concepts) of the different models. Our methodology is based on Formal Concept Analysis which is a method of data analysis based on lattice theory. A decision tree allows to semi-automatically classify concepts from the concept lattices and assist the GCM extraction. We apply our approach on the EIS-Pesticide project, an environmental information system which aims at centralizing knowledge and information produced by different specialized teams.

1 INTRODUCTION AND PROBLEMATICS

Elaborating data models is a recurrent activity in many projects in different domains, for various objectives: building dictionaries of the domain, designing databases, developing software for this domain, etc. Usually, such models of the domain are required by several teams, dealing with different facets of the domain, and potentially stemming from different scientific domains. For example, in the IRSTEA institute (in which three of the authors work), the study of pesticide impact on environment involves specialists from different scientific domains: hydrology, agronomy, chemistry, etc.

Each specialist is able to model the part of the domain model it is familiar with, and finally, a consolidated domain model must be built gathering all the specialized models. This gathering activity is complex and generally carried out manually. Indeed, it requires to detect the common domain-concepts modeled in the various specialized models, so as to integrate them without redundancy in the consolidated model named greatest common model (GCM). This

GCM is particularly useful to perform schema integration and knowledge capitalization.

In this paper, we address the issue of assisting this gathering activity, in the context of domain data models designed with UML class diagrams through the automated detection of common domain-concepts (with two levels of confidence) possibly enriched with new domain-concepts automatically extracted from the previous ones. This approach is based on Formal Concept Analysis (FCA), which is an exact and robust data analysis method based on lattice theory. We use FCA to detect commonalities, redundancies and introduce new abstractions, both inside the models taken individually (intra-model factorization), and inside two distinct data models taken jointly (inter-model factorization). The approach defined in this paper deals with two models, but more generally, it is able to identify the common domain-concepts of several models in order to help the designer to centralize these common concepts into a unique consolidated model (the GCM). This approach is under evaluation on a large project from the IRSTEA institute called Environmental Information System for Pesticides (EIS-Pesticides), in which two teams cooperate

to build a domain data model. The transfer team is specialized in the study of the pesticides transfer to the rivers and the practice team, mainly works on the agricultural practices of farmers.

The rest of the paper is structured as follows. In Section 2 we introduce example models taken from the EIS-Pesticides project. In Section 3, we draw the main lines of our approach, and in Section 4, we provide a short introduction to Formal Concept Analysis (FCA). In Section 5 we explain how FCA is used on input models and how the resulting lattices are analyzed so as to provide the final user clear recommendations to build the greatest common model. In Section 6, we present our produced greatest common model of our example models and we apply our approach on a larger model to evaluate its scalability. Section 7 presents the related work and Section 8 concludes the paper.

2 RUNNING EXAMPLE: THE TWO MODELS OF MEASURING STATION

The Environmental Information System for Pesticides (EIS-Pesticides) is a project (Pinet et al., 2010; Miralles et al., 2011) that has the objective to set up an information system allowing to centralize knowledge and information produced by Transfer and Practice teams (see Section 1). We illustrate our approach on a small subsystem representing part of the *measuring activity* on the catchment area (drainage basin): measuring stations monitor the major parameters involved in the transfer of the pesticides to the rivers.

Figure 1 shows the two data models of the measuring stations used in this study. They are produced by the two teams involved in the project. As these two models are very close, we have organized them by grouping at the r.h.s of measuring station (*cl_MeasuringStation*), the identical domain-concepts (that also have the same relationships). In this part of the model, the measured data are associated to the corresponding measuring device: the rainfall (*cl_Rainfall*) and the hydraulic head (*cl_HydraulicHead*) of the groundwater table are continuously recorded respectively by the rain gauge (*cl_RainGauge*) and by the piezometer (*cl_Piezometer*). Each of these measures is dated (see property *att_MeasuringDate*). On the l.h.s. of *cl_MeasuringStation*, the model *M1_MeasuringStation* allows to record the data measured by a weather station of Météo-France (a french meteorological institute): temperature

(*cl_Temperature*), hygrometry (*cl_Hygrometry*) and potential evapo-transpiration (*cl_PET*) of the short green crops. These last domain-concepts are not in the model *M2_MeasuringStation* which has on the other hand a limnimeter (*cl_Limnimeter*) to measure continuously the flow rate (*cl_FlowRate*) of rivers. A technician is in charge to take samples in order to determine in laboratory the amount of pesticides in the water (*cl_PesticideMeasurement*). Finally, the wind velocity (*cl_WindMeasurement*) is a parameter coming from a weather station of Météo-France.

3 OVERVIEW OF THE PROPOSED APPROACH

The main objective of our approach is to assist the task of gathering two or more models independently defined and thus potentially involving common concepts. For that we extract from initial models their Greatest Common Model (GCM). The term "greatest common model" is chosen by analogy to the "greatest common divisor (GCD)" in arithmetic; it is more precisely defined in the following. Roughly, it contains all the common domain-concepts that are introduced in all the studied models, in a normal¹ (factorized) form.

The proposed approach is illustrated in Figure 2. The input is two (or more) models for a domain, named M_1 and M_2 . In a first time, the classes of the input models are described by their owned characteristics. Formal Concept Analysis (FCA) allows entities sharing characteristics to be grouped into formal-concepts, and results in lattices providing a hierarchical view of those formal-concepts. We apply FCA on several class descriptions, resulting in several lattices. These lattices allow the identification of common concepts, specific concepts and eventually new abstractions extracted from intra- or inter- model factorization. For instance, if we describe classes by their owned attributes, the resulting lattice (cf Figure 5) extracts the r.h.s. common domain concepts of Figure 1. It also extracts new abstractions. Some new abstractions are present both in M_1 and M_2 (e.g. a *device* concept factorizes commonalities of rain gauge, and piezometer: inter-model factorization). Some other extracted abstractions are present only in a same model (e.g. a *dated measurement* concept factorizes pesticide and wind measurements in M_2 : intra-model factorization). For each lattice, we have two levels

¹Here, we refer to the relational normal form used in database schema normalization, which has the same objective: eliminate redundancies.

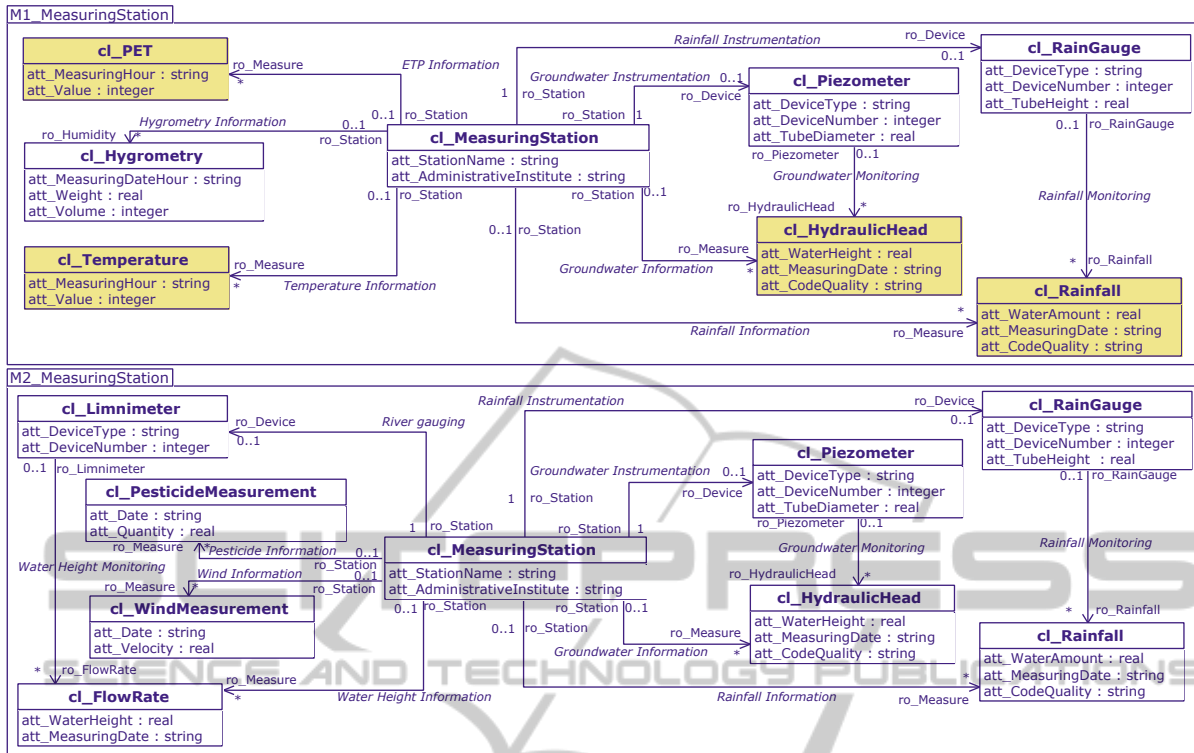


Figure 1: The two data models of measuring station produced by the two teams.

of confidence for those domain-concepts: domain-concepts which are very likely to be in the GCM, and others that have to be precisely analyzed, validated and named by the final expert. As we generate several lattices, the expert in charge of integration needs to follow a strategy for analyzing them. We propose to order the obtained lattices following the semantic hierarchy of the different factorization criteria. The lattices are then analyzed, so as to categorize formal-concepts and interpret them, if applicable, to form domain-concepts.

The domain-concepts recognized by the experts as being in the GCM are called the *core domain-concepts*. In Figure 1, the domain-concepts to the right of *cl_MeasuringStation* are certainly core domain-concepts. The *greatest common model* (GCM) is defined as the largest model factorizing the core domain-concepts of several models.

4 A SHORT INTRODUCTION TO FORMAL CONCEPT ANALYSIS

Formal Concept Analysis (FCA) (Ganter and Wille, 1999) is a method of data analysis based on lattice theory (Birkhoff, 1940). It is used in many appli-

cations relative to classification including knowledge structuring, information retrieval, association rule extraction in the data mining domain, class model refactoring, or software analysis. FCA studies entities described by their characteristics to discover formal-concepts which are maximal groups of entities sharing maximal groups of characteristics. A partial specialization order based on the entity set inclusion provides a lattice structure (the concept lattice).

A *formal context* K is a triple² $K = (E, C, R)$, where E is the set of entities and C the set of characteristics that describe these entities. $R \subseteq E \times C$ associates an entity with its characteristics: $(e, c) \in R$ when entity e owns characteristic c . For example, Table 1 shows the formal context of the sub-model highlighted in Figure 1 (limited to the four classes *cl_PET*, *cl_Temperature*, *cl_HydraulicHead* and *cl_Rainfall*). Classes (the entities) are described by the name of their owned attributes (characteristics).

A *formal-concept* is a pair $(Extent, Intent)$ where $Extent = \{e \in E \mid \forall c \in Intent, (e, c) \in R\}$ and $Intent = \{c \in C \mid \forall e \in Extent, (e, c) \in R\}$. These two sets represent the entities that own all the characteristics (extent) and the characteristics shared

²In the literature, standard notation is $K = (G, M, I)$. We use $K = (E, C, R)$ for readability reasons and to get a better understanding toward our thematic partners.

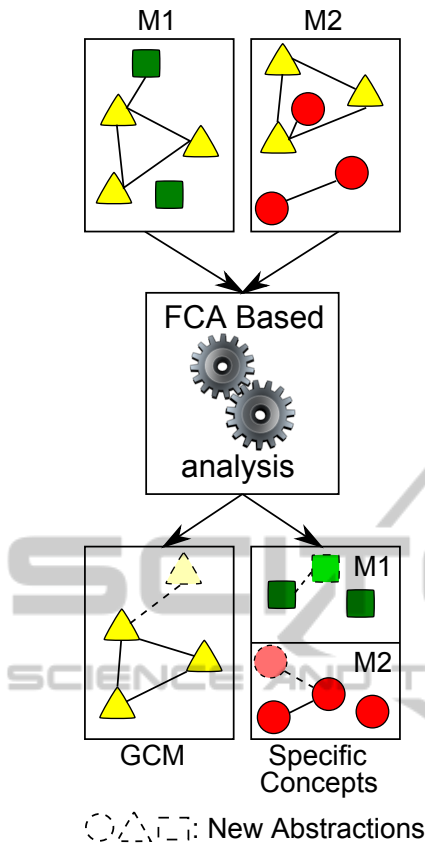


Figure 2: A schematic overview of our approach (applied on one formal context).

Table 1: The formal context of the reduced model.

	att_MeasuringHour	att_Value	att_WaterAmount	att_MeasuringDate	att_CodeQuality	att_WaterHeight
cl_PET	×	×				
cl_Temperature	×	×				
cl_Rainfall			×	×	×	
cl_HydraulicHead				×	×	×

by all entities (intent). The specialization order between two formal concepts is given by the following equivalence: $(Extent_1, Intent_1) < (Extent_2, Intent_2) \Leftrightarrow Extent_1 \subset Extent_2$ (equivalently $Intent_2 \subset Intent_1$).

In a lattice, there is an ascending inheritance of entities and a descending inheritance of characteristics. The simplified intent of a formal concept is its intent without the characteristics inherited from its super-concept intents. The simplified extent is defined in

a similar way.

Nota: in this article, we distinguish simplified extent from extent. When it is not specified, we are talking about (complete) extent.

For readability reasons, all lattices presented in this paper show simplified extents and intents.

Figure 3 shows the concept lattice built from the formal context presented Table 1. Each formal-concept is represented by a box in three parts: the first contains the generated name of the formal-concept, the second part contains its simplified intent, and the last one contains its simplified extent. Let us consider Concept₁₇: it represents entities (classes) described by the characteristic *att_WaterHeight* and by the characteristics inherited from its super-concepts: *att_MeasuringDate* and *att_CodeQuality* (from Concept₁₆).

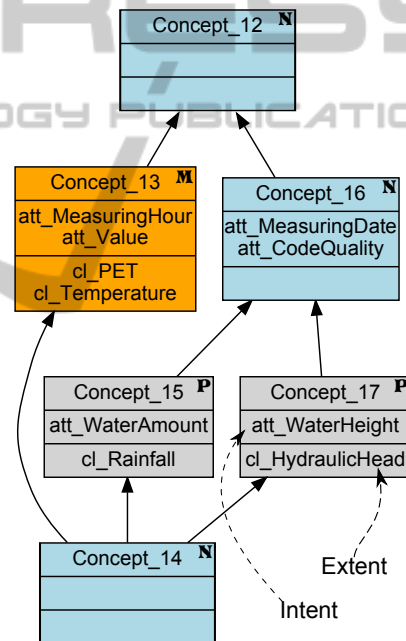


Figure 3: Class/attribute name lattice: result of FCA on Table 1.

In this work, we are interested in three categories of formal-concepts that form a partition of the set of formal-concepts:

Definition 1. Merged formal concepts have more than one entity in their simplified extent. This means that all entities in the extent are described by exactly the same set of characteristics.

In Figure 3, Concept₁₃ is a merged formal concept: *cl_PET* and *cl_Temperature* are (exactly) described by both characteristics *att_MeasuringHour* and *att_Value*.

Definition 2. New formal concepts *have an empty simplified extent. These are new, more abstract, concepts, factoring out characteristics common to several formal-concepts.*

In Figure 3, Concept₁₆ is a new formal concept, factoring out characteristics of both Concept₁₅ and Concept₁₇.

Definition 3. Perennial formal concepts *have one and only one entity in their simplified extent.*

In Figure 3, both Concept₁₅ and Concept₁₇ are perennial. In this article, merged, new and perennial formal concepts are respectively annotated, in the figures, **M**, **N** and **P** at the right-top corner.

5 APPLYING FORMAL CONCEPT ANALYSIS TO EXTRACT CANDIDATES FOR THE GREATEST COMMON MODEL

In this section, we propose a methodology based on two automatic steps that uses Formal Concept Analysis (FCA) and an interactive step to extract the greatest common model of two input models. Given two models M_1 and M_2 :

- We compute the lattices resulting from FCA applied to several formal contexts extracted from the disjoint union of the two input models

$$M = M_1 \oplus M_2.$$

- The concepts of these lattices are analyzed thanks to a decision tree based on the analysis of the concept extent, and we obtain six concept lists (categories).

In the interactive step, these six lists are exploited to assist the expert to build the greatest common model. The next subsections precisely describe two automatic steps.

5.1 Apply FCA on the Two Models

As explained in Section 4, formal contexts describe entities by characteristics. Many different formal contexts can be extracted from a class model: it has to be defined which model elements are chosen to be the studied entities, and which features of those model elements are chosen to be their studied characteristics. Here we focus on three formal contexts extracted from the disjoint union of input models $M = M_1 \oplus M_2$:

1. the formal context of classes described by their name,

2. the formal context of classes described by their attributes,
3. the formal context of classes described by their attributes and by their roles.

Figure 4 presents the lattice obtained with the formal context of classes described by their name (*class/class name* lattice). This lattice groups in a concept the set of classes sharing the same name. For example, the merged concept Concept₁ represents the set of classes (in extent) sharing the name (in intent) *cl_Piezometer*. In other words, FCA merged in a single concept classes that have a same name. Classes that are not duplicated in the models M_1 and M_2 remain in a perennial concept, like the *cl_PET* class in Concept₇. In inter-model factorization, the three categories of concepts described in Section 4 exist: the merged concept Concept₁ has more than one entity in its simplified extent. In a similar way, the perennial concept Concept₇ (*cl_PET*) has exactly one element in its extent. Later we will see the case where new formal concepts appear.

Figure 5 presents the lattice obtained with the formal context of classes described by the names of their owned attributes (*class/attribute name* lattice). In this lattice, a formal concept thus is a group of classes (extent) sharing a group of attribute names (intent). The lattice contains new formal concepts (*simplified extent* = \emptyset), e.g. Concept₄₇, that represents a new abstraction: things that are dated.

Figure 6 presents the lattice obtained with the formal context of classes described by the names of their owned attributes and roles (*class/attribute-role name* lattice). UML associations are taken into account in this lattice through those roles. For example, class *cl_FlowRate* has attribute *att_WaterHeight* and role *ro_Station* in association *Water Height Information*. The new formal concept Concept₃₀ represents the classes that are linked with a Station *via* the role *ro_Station*. Class *cl_FlowRate* belongs to the extent of this concept.

5.2 Analysis of the Lattices

In this section, we present the analysis of the lattices using a decision tree to classify each concept. First, the *class/class name* lattice must be analyzed. This lattice allows the designer to group classes that have a same name. Then, we analyze the *class/attribute name* lattice that allows us to find attribute-based factorizations. As we will see, the *class/attribute-role name* lattice can be a considerable help to refine the decisions about factorization.

For each formal concept $Co_k = (E_k, I_k)$, the *complete* extent E_k has to be analyzed and the concept has

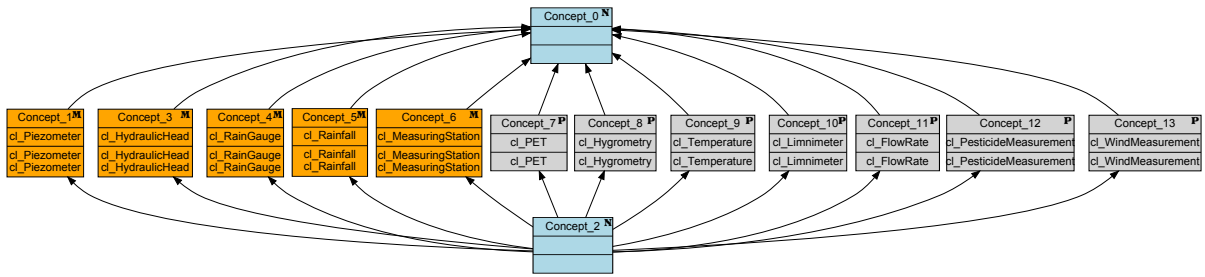


Figure 4: The class/class name concept lattice.

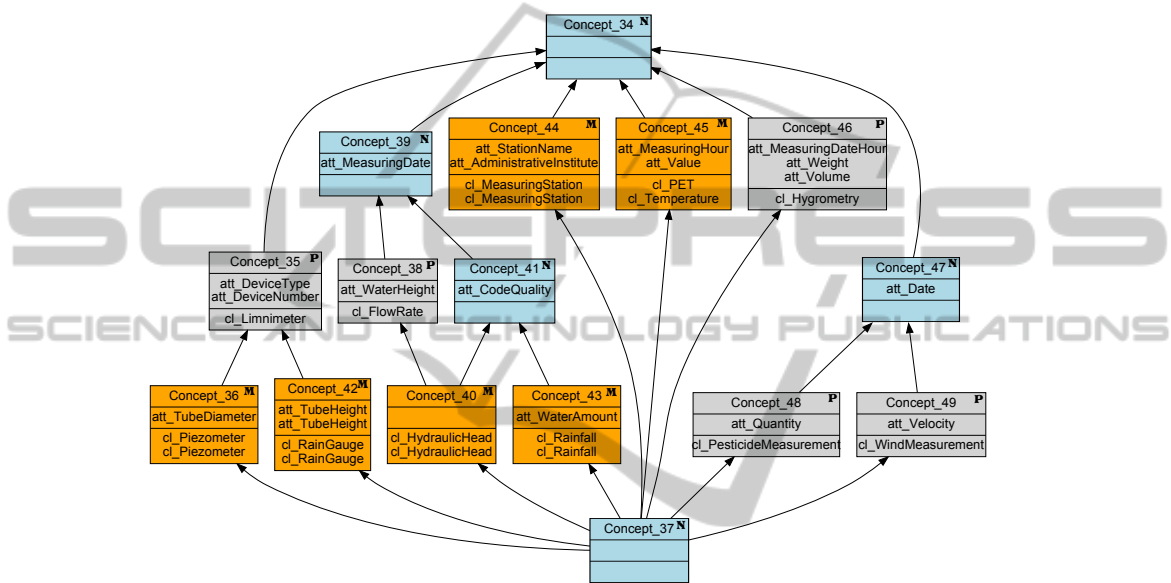


Figure 5: The class/attribute name concept lattice.

to be included in one of these lists:

- L_{GCM} is the list of core-concepts that will be included in the greatest common model.
- L_{pGCM} is the list of potential (candidate) core-concepts to be validated by an expert to be in the greatest common model.
- L_{M_1} and respectively L_{M_2} are the lists of domain concepts specific to M_1 (resp. M_2).
- L_{nM_1} and respectively L_{nM_2} are new domain concepts specific to M_1 (resp. M_2), factorizing existing domain concepts. These domain concepts are not intended to be in the greatest common model, but they can be presented to experts to improve the factorization of M_1 (resp. M_2).

Figure 7 presents the decision tree: we define C_{M_i} (resp. C_{M_j}) as the set of classes in the model M_i (resp. M_j), and the decision tree is designed for two models M_i and M_j where $i \neq j$. As we apply FCA with classes as entities (characteristics being class name, attributes, and/or roles), the extent of a concept con-

tains only classes. For each concept, we first check if the concept is a *merged concept*, a *new concept* or a *perennial concept* (nodes 1, 8 and 12 in the decision tree of Figure 7) as defined in Section 4.

Analysis of Merged Concepts: If the concept is a merged concept, then three cases are possible: its extent contains elements from both models M_i and M_j (node 2), its extent contains only elements from M_i (node 6), or its extent is empty (node 7).

If the concept extent contains elements from both models, the cardinality of the intersection between the extent and the set of model classes has to be checked. In the first case, the extent contains only one class from M_i and only one class from M_j (node 3) like $Concept_1$ in the *class/class name* lattice, Figure 4. Then a corresponding domain concept should be added in L_{GCM} : it can be considered as a core-concept – a domain concept common to both models. If the extent contains only one class from M_i and several classes from M_j (node 4), or several el-

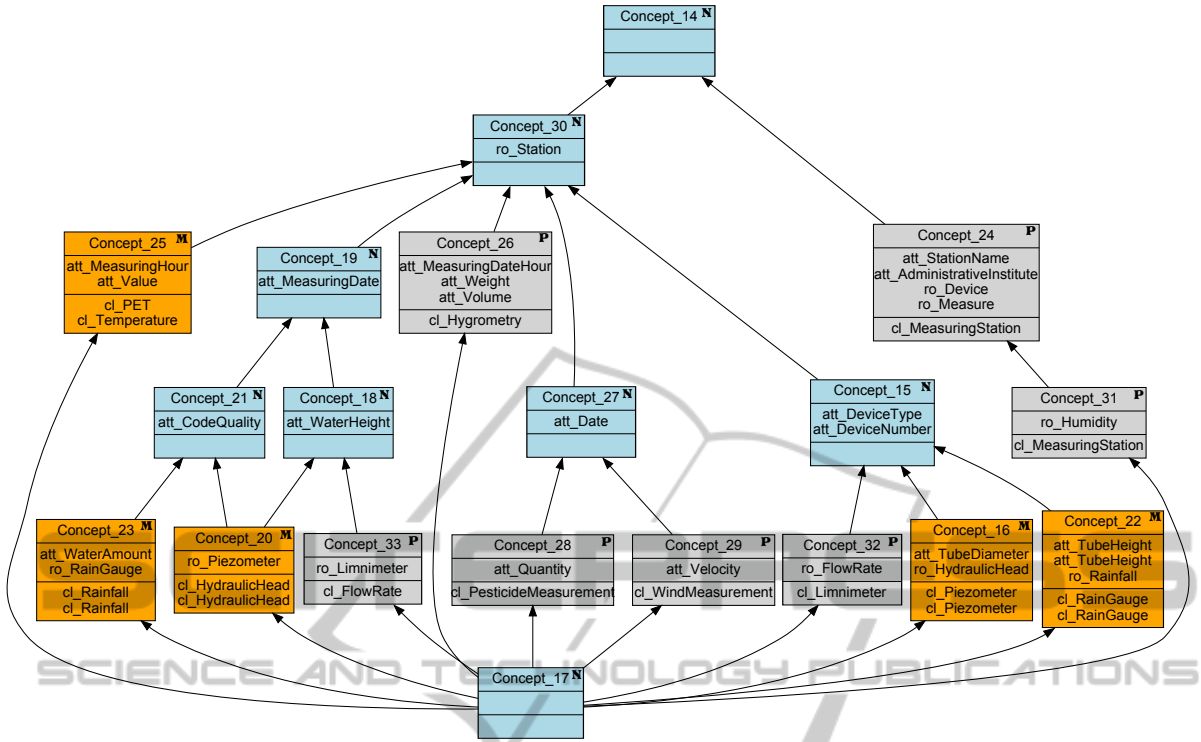


Figure 6: The class/attribute-role name concept lattice.

elements from both models (node 5), then it should be put in the L_{pGCM} list: it is a potential core-concept, but an expert intervention is necessary. He or she can choose to merge or factorize duplicated classes if they are semantically closed, in a same model (intra-model factorization), and relaunch the process to extract the greatest common model. He or she can also consider these classes as specific domain concepts and keep them in the specific model.

If the merged concept contains only classes from M_i (node 6), like the `Concept_45` in the Figure 5, it should be added to the L_{nM_i} list. Its extent contains a group of elements coming from a same model and that are described exactly by the same characteristics. It can be presented to an expert to improve the model M_i , but it is not a core-concept (they are in one model only). In the case of `Concept_45`, FCA suggests to merge the classes `cl_PET` (representing the Potential Evapo-Transpiration) and `cl_Temperature`. In this special case, these two classes are semantically different, and the expert do not want to factorize them, but in other situations he could consider this factorization to be interesting.

The node 7 describes concepts wherein the extent does not contain classes from M_i and M_j . This is inconsistent: by definition, a merged concept extent contains at least two elements (*cf* definition 1).

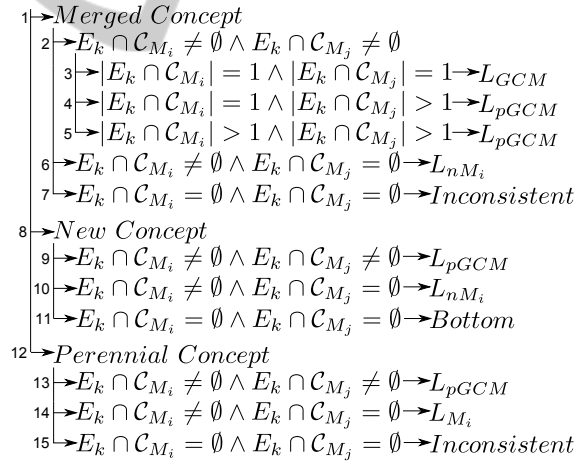


Figure 7: Decision tree.

Analysis of New Concepts: If the concept is a new concept (*cf.* definition 2, node 8), and if its extent contains elements from both models M_i and M_j (node 9) then the concept has to be put in the L_{pGCM} list: it is a potential factorization of concepts defined in M_i and M_j , so it is potentially a core-concept. Experts have to decide if this factorization is valid and if this new concept has to be included in the greatest common model. `Concept_39` in Figure 5 is an example of this type of concept. In our case study, the expert validates

this concept to be a greatest common model concept.

If the new concept extent contains only classes from one model, it can be added in the L_{nM_i} list (node 10 in the decision tree). This concept corresponds to an intra-model factorization. It is the case of `Concept_47`, representing things that are dated in M_2 . This kind of concept is not a core-concept and should not be included in the greatest common model. It can be presented to the M_i designer in order to raise the quality of its model by a new factorization.

If the new concept extent (node 11 in the decision tree) does not contain elements from M_1 nor M_2 , this means that this is the concept *Bottom*. Concept *Bottom* is present in each lattice (concepts `Concept_2`, `Concept_37` and `Concept_17`). It represents elements that own all attributes and should not be used in our re-engineering process. Instead, the top concept can not be inferred only by extent analysis and it may appear in each branch of the tree. Depending on the configuration of the models analyzed, this concept may be relevant and it is classified as other concepts.

Analysis of Perennial Concepts: Node 13 in the decision tree describes perennial concepts that have in their extent classes from M_i and M_j , like `Concept_35` in Figure 5. This means that there is a potential factorization of `Concept_36` and `Concept_42`, and this factorization already exists, `cl_Limnimeter` in our example. This kind of concept has to be presented to the expert, it is thus added to the L_{pGCM} list. In our example, the designer can make `cl_limnimeter` be a super-class of `cl_piezometer` and `cl_RainGauge`, but this decision is not semantically valid: a piezometer is not a limnimeter. An analysis of the lattice of classes described by their attributes and role names (Figure 6) shows that it is better to create a new super-class (`Concept_15`) of data instrumentation, factorizing the three classes `cl_limnimeter`, `cl_Piezometer` and `cl_RainGauge`. In this case, the lattice of classes described by their attributes/roles names is useful to help the designer to take a decision.

If the perennial concept extent contains only classes from M_i (node 14) then it is a M_i domain specific concept. This concept must be added to L_{M_i} . For example, concepts `Concept_7`, `Concept_8`, `Concept_48`, and `Concept_46` are domain concepts specific to M_i .

A perennial concept cannot have an empty extent (node 15): the definition 3 specifies that a perennial concept has one (and only one) element in its extent.

From both L_{GCM} and L_{pGCM} lists, the expert has to select the core-concepts that will be included in the GCM.

Our approach has been implemented as a profile in

a case tool. A component transforms the UML models into the different types of formal contexts which are entries of FCA. Another component produces the corresponding lattices. Finally, another component generates the various lists of domain-concepts in accordance with the decision tree.

6 RESULTS

Figure 8 shows the model obtained by applying our approach: the final greatest common model of the M1 and M2 models (Figure 1). This GCM reflects also the interpretation and the validation by an expert of the new concepts. We annotated classes by associated formal concepts that represent them in the lattices (Figures 4, 5 and 6).

As expected, the same domain-concepts in both models M1 and M2 are present in the GCM: `cl_MeasuringStation`, `cl_Piezometer`, `cl_HydraulicHead`, `cl_RainGauge` and `cl_Rainfall`. They constitute the core-concepts of the GCM of M1 and M2. So, they are automatically added in the L_{GCM} list.

Our approach proposes a list of possible factorizations of domain-concepts in the L_{pGCM} list. The expert must validate the relevance of these concepts. In this example, two new concepts have been considered relevant. They are colored in figure 8.

The first corresponds to formal concepts `Concept_15` (Figure 6) and `Concept_35` (Figure 5) in the lattices. They factorize attributes `att_DeviceType` and `att_DeviceNumber`. This concept has been validated by experts as a new `cl_Device` class.

The second new concept corresponds to formal concepts `Concept_41` and `Concept_21` in the lattices. It factorizes both `att_MeasuringDate` and `att_CodeQuality` attributes. Similarly to the first new concept, experts validate this concept as a new `cl_Data` class.

Table 2 quantifies for each formal context the number of concepts in each list defined in the decision tree³.

In order to validate the scalability of our approach, tests have been done on two versions of the complete model from the EIS-pesticides project (about 125 classes). Table 3 gives the number of concepts by list of the decision tree³.

With the class/class name and class/attribute name lattices, experts have to analyze and to validate between 34 and 39 concepts present in the L_{pGCM} list.

³In these tables, new and merged concepts must be still validated by an expert.

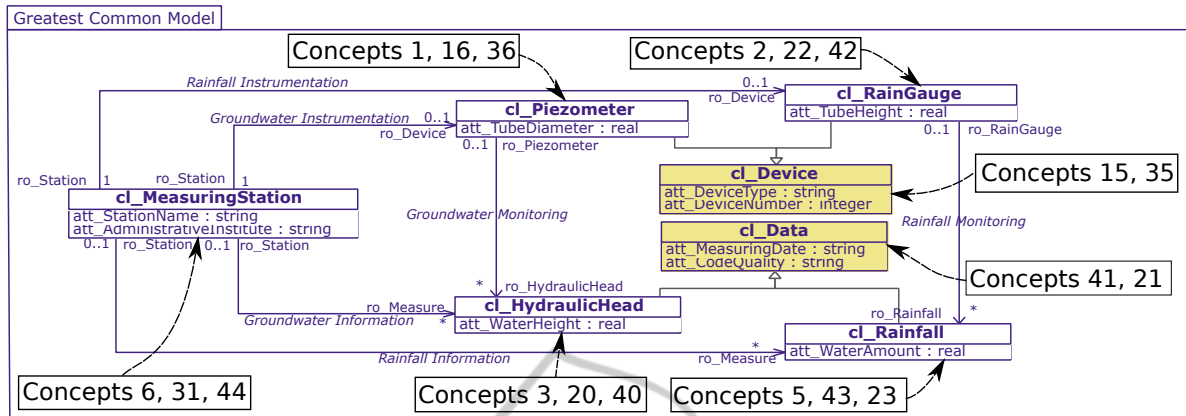


Figure 8: The greatest common model of M1 and M2 models (Figure 1).

Table 2: Result of our approach on the MeasuringStation model.

	L_{GCM}	L_{pGCM}	L_{nM1}	L_{nM2}	L_{M1}	L_{M2}
class/class name	5	1	0	0	3	4
class/attribute name	5	5	1	1	1	2
class/attribute-role name	4	7	1	1	2	4

They can obtain more precision (with also more analysis work) with the class/attribute-role name lattice, where 119 potential GCM concepts are proposed. We are currently working to assist the expert in this analysis task (Osman Guedi et al., 2011). We can also deduce from these results that the two versions of pesticide model are very close: there are only few specific concepts.

7 RELATED WORK

FCA is used to improve the abstraction quality and the duplication elimination in class models in various domains (software engineering, ontology mapping or merging). This feature led us to propose the construction of a GCM to capitalize the knowledge of various domains.

Many variants have been studied, which take into account different characteristics for classes (the entities or domain-concepts in this framework): attribute names, attribute types, operation names, operation signatures, type specialization... The relevance of this approach is related to the properties satisfied by the class model after refactoring: all duplications are eliminated and the specialization relation between formal concepts meets the inclusion of features in the class model. These previous approaches only focus on intra-model factorization. In this paper, we use FCA for *inter-model* factorization, and we need to analyze differently the lattices, to identify categories

of formal-concepts useful to build the greatest common model of several input class models. We define a guide for the expert to assist the building of the GCM. Indeed, in this work, we assume that if two characteristics have the same name, then these two characteristics are identical. Some work includes semantic analysis (Falleri, 2009; Rouane et al., 2007).

In software engineering, FCA has been used to build and maintain class hierarchies (Godin and Mili, 1993; Dao et al., 2006; Arévalo et al., 2006). In this paper, our objective is different, we want to find common and specific parts between several models. The management of similarities and differences between models has been studied in the domain of model versioning (Altmanninger et al., 2009). The Smover tool uses direct comparison between a model and its previous version to detect syntactic and semantic conflict (Altmanninger et al., 2010). In order to manage model conflicts in a distributed development context, the work presented in (Cicchetti et al., 2008) proposes the use of a difference model to store differences between two versions of a same model (Cicchetti et al., 2007). These methods allow to show differences between models, but they don't aim to propose automatic core-concept detection. In the approach described in (Ohst et al., 2003), models and diagrams are considered as syntax trees, which allows the authors to design a difference operation between models. Compared to the domain of model versioning, we aim to present the GCM in a normal (factorized) form. This is why FCA is more suitable for our problem.

Table 3: Result of our approach on the complete EIS-Pesticides model.

	L_{GCM}	L_{pGCM}	L_{nM1}	L_{nM2}	L_{M1}	L_{M2}
class/class name	111	34	0	0	1	1
class/attribute name	43	39	0	0	1	2
class/attribute-role name	68	119	0	0	8	9

Formal concept analysis has been used to perform ontology mapping or merging, which is an issue close to ours (Kalfoglou and Schorlemmer, 2005; Bendaoud et al., 2008). The approach proposed by (Stumme and Maedche, 2001) uses FCA and linguistic analysis to merge ontologies in a semantic web context. In order to align ontologies, there are approaches that use a similarity measure, based on FCA (Formica, 2006) or on ontologies internal structure and association rule mining (Tatsiopoulos and Boutsinas, 2009). All these works aim to perform ontology mapping, while we work to extract the mapping result and to abstract new domain-concepts.

Since the early 80s, the database domain has studied the problem of schema integration and data matching, particularly in the database integration context. The aim of database integration context is to produce the global schema of a collection of databases (Battini et al., 1986; Rahm and Bernstein, 2001; Shvaiko and Euzenat, 2005). Producing such a global database schema is an issue close to the extraction of a greatest common model in the sense that the search for identical concepts in different schemas is a necessary step. There are a lot of work dealing with this problematic in the literature. Generally, integration is composed of different steps: schema transformation, correspondence investigation and schema integration. Our work focuses on correspondence investigation and schema integration (Parent and Spaccapietra, 1998). The integrated schema includes the GCM and the specific part of the initial schemas. There are two groups of solutions to semi-automatically find matches : rule-based solutions and learning-based solutions. Our approach is similar to rule-based solutions: we search similarity between several model elements based on their characteristics (Doan and Halevy, 2005). Unlike these approaches, the use of FCA allows to choose with finesse the way to describe the characteristics that we consider. In this article, we focus on the description of classes by their name, attribute name or role name, but FCA opens many other possibilities.

8 CONCLUSIONS

During domain modeling activity, several teams with different scientific skills usually make different models of a same domain. Each specialized team models

the part of the domain model it is familiar with, and finally, a unique, consolidated domain model has to be built. This model integration requires the identification of the common domain-concepts that are present in the various specialized models.

Our contribution in this paper is an approach to assist the gathering task for several given class diagrams describing the domain. The proposed methodology is based on *Formal Concept Analysis* and the analysis of the formal-concepts using a decision tree. It allows the production of a Greatest Common Model in a normal (factorized) form. Our approach proposes two levels of confidence for candidate GCM concepts: domain-concepts which certainly will be in the GCM, and domain-concepts that have to be precisely analyzed, validated and named by experts. Moreover, the approach identifies specific-concepts and proposes possible new concepts that factorize the original models. We have validated the scalability of our approach by applying it on two versions of the EIS-Pesticides model, versions containing about 125 classes. The results of our approach were analyzed, validated and used by A. Miralles, co-author of this paper, who has a dual expertise: computer science and spraying application techniques of pesticides (Miralles et al., 1994; Miralles and Polvêche, 1998; Miralles et al., 2011).

One of the major perspective to our work is to improve the GCM through the use of Relational Concept Analysis (RCA), which is an FCA extension that will allow us to work more precisely on the relationships (UML associations) between domain-concepts. In our running example, the use of RCA would enable factorizing the *Rainfall Instrumentation* and the *Groundwater Instrumentation* associations with a new association connecting the new domain-concept *cl_Device* with the *cl_MeasuringStation* class. Similarly, RCA would extract a new association between the new *cl_Data* class and *cl_MeasuringStation*, factorizing both *RainFall Information* and *GroundWater Information* associations.

Another perspective is the use of natural language processing techniques to improve the name-based description of elements (classes, attributes, roles, etc). The knowledge of semantic relations like hyperonymy, synonymy, or homonymy between terms will refine the analysis of domain-concepts.

REFERENCES

- Altmanninger, K., Schwinger, W., and Kotsis, G. (2010). Semantics for accurate conflict detection in smover: Specification, detection and presentation by example. *International Journal of Enterprise Information Systems*, 6(1):68–84.
- Altmanninger, K., Seidl, M., and Wimmer, M. (2009). A survey on model versioning approaches. *International Journal of Web Information Systems*, 5(3):271–304.
- Arévalo, G., Falleri, J.-R., Huchard, M., and Nebut, C. (2006). Building abstractions in class models: Formal concept analysis in a model-driven approach. In *Model Driven Engineering Languages and Systems (MoDELS)*, pages 513–527.
- Batini, C., Lenzerini, M., and Navathe, S. B. (1986). A comparative analysis of methodologies for database schema integration. *ACM Computer Survey*, 18:323–364.
- Bendaoud, R., Napoli, A., and Toussaint, Y. (2008). Formal Concept Analysis: A unified framework for building and refining ontologies. In *International Conference on Knowledge Engineering and Knowledge Management (EKAW)*, pages 156–171.
- Birkhoff, G. (1940). *Lattice theory*. American Mathematical Society.
- Cicchetti, A., Ruscio, D., and Pierantonio, A. (2008). Managing model conflicts in distributed development. In *Model Driven Engineering Languages and Systems (MoDELS)*, pages 311–325.
- Cicchetti, A., Ruscio, D. D., and Pierantonio, A. (2007). A metamodel independent approach to difference representation. *Journal of Object Technology*, 6(9):165–185.
- Dao, M., Huchard, M., Hacene, M. R., Roume, C., and Valtchev, P. (2006). Towards practical tools for mining abstractions in uml models. In *International Conference on Enterprise Information Systems: Databases and Information Systems Integration (ICEIS 2006)*, pages 276–283.
- Doan, A. and Halevy, A. Y. (2005). Semantic integration research in the database community: A brief survey. *AI Magazine*, 26:83–94.
- Falleri, J.-R. (2009). *Contributions à l'IDM : reconstruction et alignement de modèles de classes*. PhD thesis, Université Montpellier 2.
- Formica, A. (2006). Ontology-based concept similarity in Formal Concept Analysis. *Information Sciences*, 176:2624–2641.
- Ganter, B. and Wille, R. (1999). *Formal Concept Analysis: Mathematical Foundation*. Springer-Verlag Berlin.
- Godin, R. and Mili, H. (1993). Building and maintaining analysis-level class hierarchies using galois lattices. In *Eighth annual conference on Object-Oriented Programming Systems, Languages, and Applications (OOPSLA)*, pages 394–410.
- Kalfoglou, Y. and Schorlemmer, M. (2005). Ontology mapping: The state of the art. In *Semantic Interoperability and Integration*.
- Miralles, A., Gorretta, N., Miller, P. C., Walklate, P., Van Zuydam, R. P., Porskamp, H. A., Ganzelmeier, H., Rietz, S., Ade, G., Balsari, P., Vannucci, D., and Planas, S. (1994). Orchard sprayers : an european program to compare testing methods. In *International symposium on fruit nut and vegetable production production engineering, Valencia Zaragoza, ESP, 22-26 mars 1993*, pages 117–122.
- Miralles, A., Pinet, F., Carluer, N., Vernier, F., Bimonte, S., Lauvernet, C., and Gouy, V. (2011). EIS-Pesticide: an information system for data and knowledge capitalization and analysis. In *Euraqua-PEER Scientific Conference, 26/10/2011 - 28/10/2011*, page 1, Montpellier, FRA.
- Miralles, A. and Polvêche, V. (1998). Effects of the agrochemical products and adjuvants on spray quality and drift potential. In *5th International Symposium on Adjuvants for Agrochemicals - ISAA '98*, volume 1, pages 426–432, Memphis (USA).
- Ohst, D., Welle, M., and Kelter, U. (2003). Differences between versions of uml diagrams. *SIGSOFT Software Engineering Notes*, 28:227–236.
- Osman Guedi, A., Miralles, A., Huchard, M., and Nebut, C. (2011). Analyse de l'évolution d'un modèle : vers une méthode basée sur l'analyse formelle de concepts. In *XXIXème Congrès INFORSID*.
- Parent, C. and Spaccapietra, S. (1998). Issues and approaches of database integration. *Communication of the ACM*, 41:166–178.
- Pinet, F., Miralles, A., Bimonte, S., Vernier, F., Carluer, N., Gouy, V., and Bernard, S. (2010). The use of uml to design agricultural data warehouses. In *International Conference on Agricultural Engineering (AgEng 2010)*, pages 1–10.
- Rahm, E. and Bernstein, P. A. (2001). A survey of approaches to automatic schema matching. *The VLDB Journal*, 10:334–350.
- Rouane, M. H., Dao, M., Huchard, M., and Valtchev, P. (2007). Aspects de la réingénierie des modèles uml par analyse de données relationnelles. *Ingénierie des Systèmes d'information (RSTI série)*, 12:39–68.
- Shvaiko, P. and Euzenat, J. (2005). A Survey of Schema-Based Matching Approaches Journal on Data Semantics IV. In Spaccapietra, S. and Spaccapietra, S., editors, *Journal on Data Semantics IV*, volume 3730 of *Lecture Notes in Computer Science*, chapter 5, pages 146–171. Springer Berlin / Heidelberg, Berlin, Heidelberg.
- Stumme, G. and Maedche, A. (2001). Ontology merging for federated ontologies on the semantic web. In *International Workshop for Foundations of Models for Information Integration (FMII-2001)*, pages 413–418.
- Tatsiopoulos, C. and Boutsinas, B. (2009). Ontology mapping based on association rule mining. In *International Conference on Enterprise Information Systems: Databases and Information Systems Integration (ICEIS 2009)*, pages 33–40.